

Bahl & Gaynor Dividend ETF (BGDV)
Bahl & Gaynor Income Growth ETF (BGIG)
Bahl & Gaynor Small Cap Dividend ETF (SCDV)
Bahl & Gaynor Small/Mid Cap Income Growth ETF (SMIG)
Listed on NYSE Arca, Inc.

PROSPECTUS

April 30, 2026

The U.S. Securities and Exchange Commission (“SEC”) has not approved or disapproved of these securities or passed upon the accuracy or adequacy of this Prospectus. Any representation to the contrary is a criminal offense.

TABLE OF CONTENTS

BAHL & GAYNOR DIVIDEND ETF SUMMARY	3
BAHL & GAYNOR INCOME GROWTH ETF SUMMARY	8
BAHL & GAYNOR SMALL CAP DIVIDEND ETF SUMMARY	13
BAHL & GAYNOR SMALL/MID CAP INCOME GROWTH ETF SUMMARY	18
ADDITIONAL INFORMATION ABOUT THE FUNDS	23
Investment Objective	23
Temporary Defensive Positions	23
Principal Investment Risks	23
PORTFOLIO HOLDINGS INFORMATION	27
MANAGEMENT	27
Investment Adviser	27
Portfolio Managers	27
HOW TO BUY AND SELL SHARES	28
Book Entry	28
Frequent Purchases and Redemptions of Shares	28
Determination of Net Asset Value	29
Fair Value Pricing	29
Delivery of Shareholder Documents - Householding	29
Investments by Registered Investment Companies	29
DIVIDENDS, DISTRIBUTIONS, AND TAXES	29
Dividends and Distributions	29
Taxes	29
Taxes on Distributions	30
Taxes When Shares are Sold on the Exchange	31
Taxes on Purchases and Redemptions of Creation Units	31
Taxation of REIT Investments	31
DISTRIBUTION	32
PREMIUM/DISCOUNT INFORMATION	32
ADDITIONAL NOTICES	32
FINANCIAL HIGHLIGHTS	33

BAHL & GAYNOR DIVIDEND ETF SUMMARY

Investment Objective

The Bahl & Gaynor Dividend ETF (the “Fund”) seeks long-term growth of dividend income, downside protection relative to the broader equity market, and total return.

Fees and Expenses of the Fund

The following table describes the fees and expenses you may pay if you buy, hold, and sell shares of the Fund (“Shares”). **You may pay other fees, such as brokerage commissions and other fees to financial intermediaries, which are not reflected in the table and Example below.**

Annual Fund Operating Expenses <i>(expenses that you pay each year as a percentage of the value of your investment)</i>	
Management Fees	0.45%
Distribution and/or Service (Rule 12b-1) Fees	0.00%
Other Expenses	0.00%
Total Annual Fund Operating Expenses	0.45%

Expense Example

This Example is intended to help you compare the cost of investing in the Fund with the cost of investing in other funds. The Example assumes that you invest \$10,000 in the Fund for the time periods indicated and then continue to hold or redeem all of your Shares at the end of those periods. The Example also assumes that your investment has a 5% return each year and that the Fund’s operating expenses remain the same. Although your actual costs may be higher or lower, based on these assumptions your costs would be:

1 Year	3 Years	5 Years	10 Years
\$46	\$144	\$252	\$567

Portfolio Turnover

The Fund pays transaction costs, such as commissions, when it buys and sells securities (or “turns over” its portfolio). A higher portfolio turnover rate may indicate higher transaction costs and may result in higher taxes when Shares are held in a taxable account. These costs, which are not reflected in annual fund operating expenses or in the Example, affect the Fund’s performance. For the fiscal year ended December 31, 2025, the Fund’s portfolio turnover rate was 32% of the average value of its portfolio.

Principal Investment Strategies

The Fund is an actively managed exchange-traded fund (“ETF”) that invests primarily in dividend-paying U.S.-listed equity securities. Under normal circumstances, the Fund invests at least 80% of its net assets (plus borrowings for investments purposes) in dividend-paying securities (*i.e.*, equity securities that have paid a dividend in the prior 12 calendar months). The equity securities held by the Fund may include common stocks of U.S. companies, American Depositary Receipts (“ADRs”) (*i.e.*, receipts evidencing ownership of foreign equity securities), and real estate investment trusts (“REITs”).

In selecting securities, Bahl & Gaynor, Inc., the Fund’s investment adviser (“Bahl & Gaynor” or the “Adviser”), employs a bottom-up approach that considers, among other factors, a company’s historical earnings and dividend growth, as well as its balance sheet and cash flow generation, competitive position, and prospects for future cash flow and dividend growth. Weightings of individual securities are based on the Adviser’s assessment of company fundamentals, valuations, and overall economic conditions. The Adviser targets companies that, in its judgement, have high-quality business models, strong competitive advantages, reasonable valuations, and sound capital allocation policies or approaches. The Adviser believes that the securities identified using such strategies have the potential to provide improved downside protection relative to the broader equity market.

The Adviser generally sells a security when, in its opinion, one or more of the following occurs, among other reasons: 1) the security’s dividend is reduced to what the Adviser believes is an unacceptable amount per share, 2) the Adviser believes the company’s fundamentals and/or management is deteriorating, 3) the Adviser believes the company’s stock has become a greater weight of the Fund’s portfolio than desired due to market appreciation or other factors, or 4) the Adviser identifies a more attractive investment opportunity for the Fund.

While investing in a particular market sector is not a strategy of the Fund, its portfolio may be significantly invested in one or more sectors as a result of the security selection decisions made pursuant to its strategy. As of March 31, 2026, a significant portion of the Fund’s assets consisted of securities of companies in the industrials, financials, and information technology sectors, although this may change from time to time.

Principal Investment Risks

The principal risks of investing in the Fund are summarized below. The principal risks are presented in alphabetical order to facilitate finding particular risks and comparing them with other funds. Each risk summarized below is considered a “principal risk” of investing in the Fund, regardless of the order in which it appears. As with any investment, there is a risk that you could lose all or a portion of your investment in the Fund. Some or all of these risks may adversely affect the Fund’s net asset value per share (“NAV”), trading price, yield, total return and/or ability to meet its objectives. For more information about the risks of investing in the Fund, see the section in the Fund’s Prospectus titled “Additional Information About the Funds”.

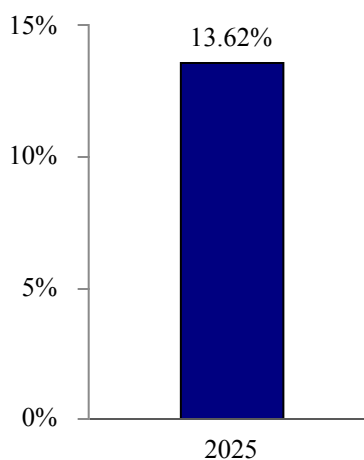
- **Depository Receipt Risk.** Depository Receipts involve risks similar to those associated with investments in foreign securities, such as changes in political or economic conditions of other countries and changes in the exchange rates of foreign currencies. Depository Receipts listed on U.S. exchanges are issued by banks or trust companies and entitle the holder to all dividends and capital gains that are paid out on the underlying foreign shares (“Underlying Shares”). When the Fund invests in Depository Receipts as a substitute for an investment directly in the Underlying Shares, the Fund is exposed to the risk that the Depository Receipts may not provide a return that corresponds precisely with that of the Underlying Shares.
- **Dividend-Paying Securities Risk.** Investment in dividend-paying securities could cause the Fund to underperform similar funds that invest without consideration of a company’s track record of paying dividends. Securities of companies with a history of paying dividends may not participate in a broad market advance to the same degree as most other securities, and a sharp rise in interest rates or economic downturn could cause a company to unexpectedly reduce or eliminate its dividend. There is no guarantee that the issuers of the securities held by the Fund will declare dividends in the future or that, if declared, they will remain at their current levels or increase over time.
- **Equity Market Risk.** The equity securities held in the Fund’s portfolio may experience sudden, unpredictable drops in value or long periods of decline in value. This may occur because of factors that affect securities markets generally or factors affecting specific issuers, industries, or sectors in which the Fund invests. Common stocks are generally exposed to greater risk than other types of securities, such as preferred stock and debt obligations, because common stockholders generally have inferior rights to receive payment from issuers. In addition, local, regional or global events such as war, including Russia’s invasion of Ukraine, acts of terrorism, market volatility related to global trade policy and the imposition of tariffs, the spread of infectious diseases or other public health issues (such as the global pandemic caused by the COVID-19 virus), recessions, rising inflation, or other events could have a significant negative impact on the Fund and its investments. Such events may affect certain geographic regions, countries, sectors and industries more significantly than others. Such events could adversely affect the prices and liquidity of the Fund’s portfolio securities or other instruments and could result in disruptions in the trading markets.
- **ETF Risks.** The Fund is an ETF, and, as a result of an ETF’s structure, it is exposed to the following risks:
 - *Authorized Participants, Market Makers, and Liquidity Providers Concentration Risk.* The Fund has a limited number of financial institutions that may act as Authorized Participants (“APs”). In addition, there may be a limited number of market makers and/or liquidity providers in the marketplace. To the extent either of the following events occur, Shares may trade at a material discount to NAV and possibly face delisting: (i) APs exit the business or otherwise become unable to process creation and/or redemption orders and no other APs step forward to perform these services, or (ii) market makers and/or liquidity providers exit the business or significantly reduce their business activities and no other entities step forward to perform their functions.
 - *Costs of Buying or Selling Shares.* Due to the costs of buying or selling Shares, including brokerage commissions imposed by brokers and bid-ask spreads, frequent trading of Shares may significantly reduce investment results and an investment in Shares may not be advisable for investors who anticipate regularly making small investments.
 - *Shares May Trade at Prices Other Than NAV.* As with all ETFs, Shares may be bought and sold in the secondary market at market prices. Although it is expected that the market price of Shares will approximate the Fund’s NAV, there may be times when the market price of Shares is more than the NAV intra-day (premium) or less than the NAV intra-day (discount) due to supply and demand of Shares or during periods of market volatility. This risk is heightened in times of market volatility, periods of steep market declines, and periods when there is limited trading activity for Shares in the secondary market, in which case such premiums or discounts may be significant.
 - *Trading.* Although Shares are listed for trading on NYSE Arca, Inc. (the “Exchange”) and may be traded on U.S. exchanges other than the Exchange, there can be no assurance that Shares will trade with any volume, or at all, on any stock exchange. There can be no assurance that an active trading market for such Shares will develop or be maintained. In stressed market conditions, the liquidity of Shares may begin to mirror the liquidity of the Fund’s underlying portfolio holdings, which can be significantly less liquid than Shares, and this could lead to differences between the market price of the Shares and the underlying value of those Shares.

- **Foreign Markets Risk.** Investments in ADRs that provide exposure to non-U.S. securities involve certain risks that may not be present with investments in U.S. securities. For example, the value of non-U.S. securities may be subject to risk of decline due to foreign currency fluctuations or to political or economic instability. Investments in ADRs also may be subject to withholding or other taxes and may be indirectly subject to additional trading, settlement, custodial, and operational risks. These and other factors can make investments in the Fund more volatile and potentially less liquid than other types of investments.
- **Limited Operating History Risk.** The Fund is a recently organized investment company with a limited operating history. As a result, prospective investors have a limited track record or history on which to base their investment decision.
- **Management Risk.** The Fund is actively managed and may not meet its investment objective based on the Adviser's success or failure to implement investment strategies for the Fund.
- **REIT Investment Risk.** Investments in REITs involve unique risks. REITs may have limited financial resources, may trade less frequently and in limited volume, and may be more volatile than other securities. REITs may be affected by changes in the value of their underlying properties or mortgages or by defaults by their borrowers or tenants. Furthermore, these entities depend upon specialized management skills, have limited diversification and are, therefore, subject to risks inherent in financing a limited number of projects. In addition, the performance of a U.S. REIT may be affected by changes in the tax laws or by its failure to qualify for tax-free pass-through of income.
- **Sector Risk.** To the extent the Fund invests more heavily in particular sectors of the economy, its performance will be especially sensitive to developments that significantly affect those sectors.
 - *Financials Sector Risk.* This sector, which includes banks, insurance companies, and financial service firms, can be significantly affected by changes in interest rates, government regulation, the rate of defaults on corporate, consumer and government debt, the availability and cost of capital, and fallout from the housing and sub-prime mortgage crisis. Banks, in particular, are subject to volatile interest rates, severe price competition, and extensive government oversight and regulation, which may limit certain economic activities available to banks, impact their fees and overall profitability, and establish capital maintenance requirements. In addition, banks may have concentrated portfolios of loans or investments that make them vulnerable to economic conditions that affect that industry. Insurance companies are subject to similar risks as banks, including adverse economic conditions, changes in interest rates, increased competition and government regulation, but insurance companies are more at risk from changes in tax law, government imposed premium rate caps, and catastrophic events, such as earthquakes, floods, hurricanes and terrorist acts. This sector has experienced significant losses in the recent past, and the impact of higher interest rates, more stringent capital requirements, and of recent or future regulation on any individual financial company, or on the sector as a whole, cannot be predicted. In recent years, cyber attacks and technology malfunctions and failures have become increasingly frequent in the financial sector and have caused significant losses.
 - *Industrials Sector Risk.* The industrials sector can be significantly affected by, among other things, worldwide economic growth, supply and demand for specific products and services, rapid technological developments, international political and economic developments, environmental issues, tariffs and trade barriers, and tax and governmental regulatory policies. As the demand for, or prices of, industrials increase, the value of the Fund's investments generally would be expected to also increase. Conversely, declines in the demand for, or prices of, industrials generally would be expected to contribute to declines in the value of such securities. Such declines may occur quickly and without warning and may negatively impact the value of the Fund and your investment.
 - *Information Technology Sector Risk.* Market or economic factors impacting information technology companies and companies that rely heavily on technological advances could have a significant effect on the value of the Fund's investments. The value of stocks of information technology companies and companies that rely heavily on technology is particularly vulnerable to rapid changes in technology product cycles, rapid product obsolescence, government regulation and competition, both domestically and internationally, including competition from foreign competitors with lower production costs. Stocks of information technology companies and companies that rely heavily on technology, especially those of smaller, less-seasoned companies, tend to be more volatile than the overall market. Information technology companies are heavily dependent on patent and intellectual property rights, the loss or impairment of which may adversely affect profitability.

Performance

The following performance information indicates some of the risks of investing in the Fund. The bar chart shows the Fund's performance for the calendar year ended December 31. The table illustrates how the Fund's average annual returns for the 1-year and since inception periods compared with those of the S&P 500® Index, a broad measure of U.S. equity market performance. The Fund's past performance, before and after taxes, does not necessarily indicate how it will perform in the future. Updated performance information is available on the Fund's website at etf.bahl-gaynor.com/bgdv/.

Calendar Year Total Return



During the period of time shown in the bar chart, the Fund’s highest quarterly return was 6.64% for the quarter ended September 30, 2025, and the lowest quarterly return was -1.19% for the quarter ended March 31, 2025.

Average Annual Total Returns

For the Period Ended December 31, 2025

	1 Year	Since Inception 12/11/2024
Bahl & Gaynor Dividend ETF		
Return Before Taxes	13.62%	10.36%
Return After Taxes on Distributions	13.29%	10.03%
Return After Taxes on Distributions and Sale of Fund Shares	8.26%	7.87%
S&P 500® Index (reflects no deduction for fees, expenses, or taxes)	17.88%	13.26%

After-tax returns are calculated using the historical highest individual federal marginal income tax rates during the period covered by the table above and do not reflect the impact of state and local taxes. Actual after-tax returns depend on an investor’s tax situation and may differ from those shown. After-tax returns shown are not relevant to investors who hold their Shares through tax-deferred arrangements such as an individual retirement account (“IRA”) or other tax-advantaged accounts.

Portfolio Management

Adviser Bahl & Gaynor, Inc.

Portfolio Managers Robert S. Groenke, President, CEO and Principal of Bahl & Gaynor, and Peter M. Kwiatkowski, CFA, Chief Investment Officer, Portfolio Manager, and Principal of Bahl & Gaynor, are jointly and primarily responsible for the day-to-day management of the Fund and have served as portfolio managers since the Fund’s inception in December 2024.

Purchase and Sale of Shares

Shares are listed on the Exchange, and individual Shares may only be bought and sold in the secondary market through brokers at market prices, rather than NAV. Because Shares trade at market prices rather than NAV, Shares may trade at a price greater than NAV (premium) or less than NAV (discount).

The Fund issues and redeems Shares at NAV only in large blocks known as “Creation Units,” which only APs (typically, broker-dealers) may purchase or redeem. The Fund generally issues and redeems Creation Units in exchange for a portfolio of securities and/or a designated amount of U.S. cash.

Investors may incur costs attributable to the difference between the highest price a buyer is willing to pay to purchase Shares (bid) and the lowest price a seller is willing to accept for Shares (ask) when buying or selling Shares in the secondary market (the “bid-ask spread”). Recent information about the Fund, including its NAV, market price, premiums and discounts, and bid-ask spreads is available on the Fund’s website at etf.bahl-gaynor.com/bgdv/.

Tax Information

Fund distributions are generally taxable as ordinary income, qualified dividend income, or capital gains (or a combination), unless your investment is in an individual retirement account (“IRA”) or other tax-advantaged account. Distributions on investments made through tax-deferred arrangements may be taxed later upon withdrawal of assets from those accounts.

Financial Intermediary Compensation

If you purchase Shares through a broker-dealer or other financial intermediary (such as a bank) (an “Intermediary”), the Adviser or its affiliates may pay Intermediaries for certain activities related to the Fund, including participation in activities that are designed to make Intermediaries more knowledgeable about exchange traded products, including the Fund, or for other activities, such as marketing, educational training or other initiatives related to the sale or promotion of Shares. These payments may create a conflict of interest by influencing the Intermediary and your salesperson to recommend the Fund over another investment. Any such arrangements do not result in increased Fund expenses. Ask your salesperson or visit the Intermediary’s website for more information.

BAHL & GAYNOR INCOME GROWTH ETF SUMMARY

Investment Objective

The Bahl & Gaynor Income Growth ETF (the “Fund”) seeks current and growing dividend income, downside protection relative to the broader equity market, and long-term capital appreciation.

Fees and Expenses of the Fund

The following table describes the fees and expenses you may pay if you buy, hold, and sell shares of the Fund (“Shares”). **You may pay other fees, such as brokerage commissions and other fees to financial intermediaries, which are not reflected in the table and Example below.**

Annual Fund Operating Expenses <i>(expenses that you pay each year as a percentage of the value of your investment)</i>	
Management Fees	0.45%
Distribution and/or Service (Rule 12b-1) Fees	0.00%
Other Expenses	0.00%
Total Annual Fund Operating Expenses	0.45%

Expense Example

This Example is intended to help you compare the cost of investing in the Fund with the cost of investing in other funds. The Example assumes that you invest \$10,000 in the Fund for the time periods indicated and then continue to hold or redeem all of your Shares at the end of those periods. The Example also assumes that your investment has a 5% return each year and that the Fund’s operating expenses remain the same. Although your actual costs may be higher or lower, based on these assumptions your costs would be:

1 Year	3 Years	5 Years	10 Years
\$46	\$144	\$252	\$567

Portfolio Turnover

The Fund pays transaction costs, such as commissions, when it buys and sells securities (or “turns over” its portfolio). A higher portfolio turnover rate may indicate higher transaction costs and may result in higher taxes when Shares are held in a taxable account. These costs, which are not reflected in annual fund operating expenses or in the Example, affect the Fund’s performance. For the fiscal year ended December 31, 2025, the Fund’s portfolio turnover rate was 28% of the average value of its portfolio.

Principal Investment Strategies

The Fund is an actively managed exchange-traded fund (“ETF”) that invests primarily in dividend-paying U.S.-listed equity securities of large capitalization companies, predominately those with a market capitalization greater than \$7 billion. The equity securities held by the Fund may include common stocks of U.S. companies, American Depositary Receipts (“ADRs”) (*i.e.*, receipts evidencing ownership of foreign equity securities), and real estate investment trusts (“REITs”).

In selecting securities, Bahl & Gaynor, Inc., the Fund’s investment adviser (“Bahl & Gaynor” or the “Adviser”), employs a bottom-up approach that considers, among other factors, a company’s historical earnings and dividend growth, as well as its balance sheet and cash flow generation, competitive position, and prospects for future cash flow and dividend growth. Weightings of individual securities are based on the Adviser’s assessment of company fundamentals, valuations, and overall economic conditions. The Adviser targets companies that, in its judgement, have high-quality business models, strong competitive advantages, reasonable valuations, and sound capital allocation policies or approaches. The Adviser believes that the securities identified using such strategies have the potential to provide improved downside protection relative to the broader equity market.

The Adviser generally sells a security when, in its opinion, one or more of the following occurs, among other reasons: 1) the security’s dividend is reduced to what the Adviser believes is an unacceptable amount per share, 2) the Adviser believes the company’s fundamentals and/or management is deteriorating, 3) the Adviser believes the company’s stock has become a greater weight of the Fund’s portfolio than desired due to market appreciation or other factors, or 4) the Adviser identifies a more attractive investment opportunity for the Fund.

While investing in a particular market sector is not a strategy of the Fund, its portfolio may be significantly invested in one or more sectors as a result of the security selection decisions made pursuant to its strategy. As of March 31, 2026, a significant portion of the Fund’s assets consisted of securities of companies in the information technology and health care sectors, although this may change from time to time.

Principal Investment Risks

The principal risks of investing in the Fund are summarized below. The principal risks are presented in alphabetical order to facilitate finding particular risks and comparing them with other funds. Each risk summarized below is considered a “principal risk” of investing in the Fund, regardless of the order in which it appears. As with any investment, there is a risk that you could lose all or a portion of your investment in the Fund. Some or all of these risks may adversely affect the Fund’s net asset value per share (“NAV”), trading price, yield, total return and/or ability to meet its objectives. For more information about the risks of investing in the Fund, see the section in the Fund’s Prospectus titled “Additional Information About the Funds”.

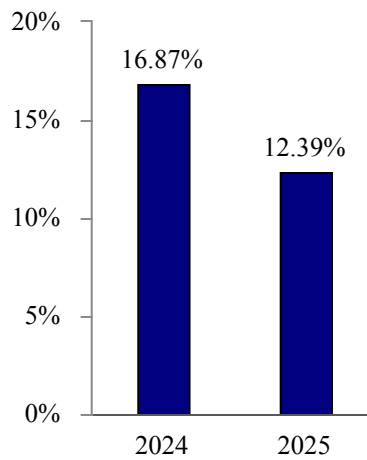
- **Depository Receipt Risk.** Depository Receipts involve risks similar to those associated with investments in foreign securities, such as changes in political or economic conditions of other countries and changes in the exchange rates of foreign currencies. Depository Receipts listed on U.S. exchanges are issued by banks or trust companies and entitle the holder to all dividends and capital gains that are paid out on the underlying foreign shares (“Underlying Shares”). When the Fund invests in Depository Receipts as a substitute for an investment directly in the Underlying Shares, the Fund is exposed to the risk that the Depository Receipts may not provide a return that corresponds precisely with that of the Underlying Shares.
- **Dividend-Paying Securities Risk.** Investment in dividend-paying securities could cause the Fund to underperform similar funds that invest without consideration of a company’s track record of paying dividends. Securities of companies with a history of paying dividends may not participate in a broad market advance to the same degree as most other securities, and a sharp rise in interest rates or economic downturn could cause a company to unexpectedly reduce or eliminate its dividend. There is no guarantee that the issuers of the securities held by the Fund will declare dividends in the future or that, if declared, they will remain at their current levels or increase over time.
- **Equity Market Risk.** The equity securities held in the Fund’s portfolio may experience sudden, unpredictable drops in value or long periods of decline in value. This may occur because of factors that affect securities markets generally or factors affecting specific issuers, industries, or sectors in which the Fund invests. Common stocks are generally exposed to greater risk than other types of securities, such as preferred stock and debt obligations, because common stockholders generally have inferior rights to receive payment from issuers. In addition, local, regional or global events such as war, including Russia’s invasion of Ukraine, acts of terrorism, market volatility related to global trade policy and the imposition of tariffs, the spread of infectious diseases or other public health issues (such as the global pandemic caused by the COVID-19 virus), recessions, rising inflation, or other events could have a significant negative impact on the Fund and its investments. Such events may affect certain geographic regions, countries, sectors and industries more significantly than others. Such events could adversely affect the prices and liquidity of the Fund’s portfolio securities or other instruments and could result in disruptions in the trading markets.
- **ETF Risks.** The Fund is an ETF, and, as a result of an ETF’s structure, it is exposed to the following risks:
 - *Authorized Participants, Market Makers, and Liquidity Providers Concentration Risk.* The Fund has a limited number of financial institutions that may act as Authorized Participants (“APs”). In addition, there may be a limited number of market makers and/or liquidity providers in the marketplace. To the extent either of the following events occur, Shares may trade at a material discount to NAV and possibly face delisting: (i) APs exit the business or otherwise become unable to process creation and/or redemption orders and no other APs step forward to perform these services, or (ii) market makers and/or liquidity providers exit the business or significantly reduce their business activities and no other entities step forward to perform their functions.
 - *Costs of Buying or Selling Shares.* Due to the costs of buying or selling Shares, including brokerage commissions imposed by brokers and bid-ask spreads, frequent trading of Shares may significantly reduce investment results and an investment in Shares may not be advisable for investors who anticipate regularly making small investments.
 - *Shares May Trade at Prices Other Than NAV.* As with all ETFs, Shares may be bought and sold in the secondary market at market prices. Although it is expected that the market price of Shares will approximate the Fund’s NAV, there may be times when the market price of Shares is more than the NAV intra-day (premium) or less than the NAV intra-day (discount) due to supply and demand of Shares or during periods of market volatility. This risk is heightened in times of market volatility, periods of steep market declines, and periods when there is limited trading activity for Shares in the secondary market, in which case such premiums or discounts may be significant.
 - *Trading.* Although Shares are listed for trading on NYSE Arca, Inc. (the “Exchange”) and may be traded on U.S. exchanges other than the Exchange, there can be no assurance that Shares will trade with any volume, or at all, on any stock exchange. There can be no assurance that an active trading market for such Shares will develop or be maintained. In stressed market conditions, the liquidity of Shares may begin to mirror the liquidity of the Fund’s underlying portfolio holdings, which can be significantly less liquid than Shares, and this could lead to differences between the market price of the Shares and the underlying value of those Shares.

- **Foreign Markets Risk.** Investments in ADRs that provide exposure to non-U.S. securities involve certain risks that may not be present with investments in U.S. securities. For example, the value of non-U.S. securities may be subject to risk of decline due to foreign currency fluctuations or to political or economic instability. Investments in ADRs also may be subject to withholding or other taxes and may be indirectly subject to additional trading, settlement, custodial, and operational risks. These and other factors can make investments in the Fund more volatile and potentially less liquid than other types of investments.
- **Management Risk.** The Fund is actively managed and may not meet its investment objective based on the Adviser's success or failure to implement investment strategies for the Fund.
- **Market Capitalization Risk.**
 - *Large-Capitalization Investing Risk.* The Fund may invest in the securities of large-capitalization companies. The securities of large-capitalization companies may be relatively mature compared to smaller companies and therefore subject to slower growth during times of economic expansion. Large-capitalization companies may also be unable to respond quickly to new competitive challenges, such as changes in technology and consumer tastes.
- **REIT Investment Risk.** Investments in REITs involve unique risks. REITs may have limited financial resources, may trade less frequently and in limited volume, and may be more volatile than other securities. REITs may be affected by changes in the value of their underlying properties or mortgages or by defaults by their borrowers or tenants. Furthermore, these entities depend upon specialized management skills, have limited diversification and are, therefore, subject to risks inherent in financing a limited number of projects. In addition, the performance of a U.S. REIT may be affected by changes in the tax laws or by its failure to qualify for tax-free pass-through of income.
- **Sector Risk.** To the extent the Fund invests more heavily in particular sectors of the economy, its performance will be especially sensitive to developments that significantly affect those sectors.
 - *Health Care Sector Risk.* Companies in the health care sector are subject to extensive government regulation and their profitability can be significantly affected by restrictions on government reimbursement for medical expenses, rising costs of medical products and services, pricing pressure (including price discounting), limited product lines, an increased emphasis on the delivery of healthcare through outpatient services, loss or impairment of intellectual property rights and litigation regarding product or service liability.
 - *Information Technology Sector Risk.* Market or economic factors impacting information technology companies and companies that rely heavily on technological advances could have a significant effect on the value of the Fund's investments. The value of stocks of information technology companies and companies that rely heavily on technology is particularly vulnerable to rapid changes in technology product cycles, rapid product obsolescence, government regulation and competition, both domestically and internationally, including competition from foreign competitors with lower production costs. Stocks of information technology companies and companies that rely heavily on technology, especially those of smaller, less-seasoned companies, tend to be more volatile than the overall market. Information technology companies are heavily dependent on patent and intellectual property rights, the loss or impairment of which may adversely affect profitability.

Performance

The following performance information indicates some of the risks of investing in the Fund. The bar chart shows the Fund's performance for the calendar year ended December 31. The table illustrates how the Fund's average annual returns for the 1-year and since inception periods compared with those of the S&P 500[®] Index, a broad measure of U.S. equity market performance. The Fund's past performance, before and after taxes, does not necessarily indicate how it will perform in the future. Updated performance information is available on the Fund's website at etf.bahl-gaynor.com/bgig/.

Calendar Year Total Returns



During the period of time shown in the bar chart, the Fund’s highest quarterly return was 8.74% for the quarter ended March 31, 2024, and the lowest quarterly return was -1.60% for the quarter ended December 31, 2024.

Average Annual Total Returns

For the Period Ended December 31, 2025

	1 Year	Since Inception (9/14/2023)
Bahl & Gaynor Income Growth ETF		
Return Before Taxes	12.39%	14.24%
Return After Taxes on Distributions	11.86%	13.66%
Return After Taxes on Distributions and Sale of Fund Shares	7.68%	11.00%
S&P 500® Index (reflects no deduction for fees, expenses, or taxes)	17.88%	21.62%

After-tax returns are calculated using the historical highest individual federal marginal income tax rates during the period covered by the table above and do not reflect the impact of state and local taxes. Actual after-tax returns depend on an investor’s tax situation and may differ from those shown. After-tax returns shown are not relevant to investors who hold their Shares through tax-deferred arrangements such as an individual retirement account (“IRA”) or other tax-advantaged accounts.

Portfolio Management

Adviser Bahl & Gaynor, Inc.

Portfolio Managers Robert S. Groenke, President, CEO and Principal of Bahl & Gaynor, and Peter M. Kwiatkowski, CFA, Chief Investment Officer, Portfolio Manager, and Principal of Bahl & Gaynor, are jointly and primarily responsible for the day-to-day management of the Fund and have served as portfolio managers since the Fund’s inception in September 2023.

Purchase and Sale of Shares

Shares are listed on the Exchange, and individual Shares may only be bought and sold in the secondary market through brokers at market prices, rather than NAV. Because Shares trade at market prices rather than NAV, Shares may trade at a price greater than NAV (premium) or less than NAV (discount).

The Fund issues and redeems Shares at NAV only in large blocks known as “Creation Units,” which only APs (typically, broker-dealers) may purchase or redeem. The Fund generally issues and redeems Creation Units in exchange for a portfolio of securities and/or a designated amount of U.S. cash.

Investors may incur costs attributable to the difference between the highest price a buyer is willing to pay to purchase Shares (bid) and the lowest price a seller is willing to accept for Shares (ask) when buying or selling Shares in the secondary market (the “bid-ask spread”). Recent information about the Fund, including its NAV, market price, premiums and discounts, and bid-ask spreads is available on the Fund’s website at etf.bahl-gaynor.com/bgig/.

Tax Information

Fund distributions are generally taxable as ordinary income, qualified dividend income, or capital gains (or a combination), unless your investment is in an individual retirement account (“IRA”) or other tax-advantaged account. Distributions on investments made through tax-deferred arrangements may be taxed later upon withdrawal of assets from those accounts.

Financial Intermediary Compensation

If you purchase Shares through a broker-dealer or other financial intermediary (such as a bank) (an “Intermediary”), the Adviser or its affiliates may pay Intermediaries for certain activities related to the Fund, including participation in activities that are designed to make Intermediaries more knowledgeable about exchange traded products, including the Fund, or for other activities, such as marketing, educational training or other initiatives related to the sale or promotion of Shares. These payments may create a conflict of interest by influencing the Intermediary and your salesperson to recommend the Fund over another investment. Any such arrangements do not result in increased Fund expenses. Ask your salesperson or visit the Intermediary’s website for more information.

BAHL & GAYNOR SMALL CAP DIVIDEND ETF SUMMARY

Investment Objective

The Bahl & Gaynor Small Cap Dividend ETF (the “Fund”) seeks long-term growth of dividend income, downside protection, and total return.

Fees and Expenses of the Fund

The following table describes the fees and expenses you may pay if you buy, hold, and sell shares of the Fund (“Shares”). **You may pay other fees, such as brokerage commissions and other fees to financial intermediaries, which are not reflected in the table and Example below.**

Annual Fund Operating Expenses (<i>expenses that you pay each year as a percentage of the value of your investment</i>)	
Management Fees	0.70%
Distribution and/or Service (Rule 12b-1) Fees	0.00%
Other Expenses	0.00%
Total Annual Fund Operating Expenses	0.70%

Expense Example

This Example is intended to help you compare the cost of investing in the Fund with the cost of investing in other funds. The Example assumes that you invest \$10,000 in the Fund for the time periods indicated and then continue to hold or redeem all of your Shares at the end of those periods. The Example also assumes that your investment has a 5% return each year and that the Fund’s operating expenses remain the same. Although your actual costs may be higher or lower, based on these assumptions your costs would be:

1 Year	3 Years	5 Years	10 Years
\$72	\$224	\$390	\$871

Portfolio Turnover

The Fund pays transaction costs, such as commissions, when it buys and sells securities (or “turns over” its portfolio). A higher portfolio turnover rate may indicate higher transaction costs and may result in higher taxes when Shares are held in a taxable account. These costs, which are not reflected in annual fund operating expenses or in the Example, affect the Fund’s performance. For the fiscal year ended December 31, 2025, the Fund’s portfolio turnover rate was 24% of the average value of its portfolio.

Principal Investment Strategies

The Fund is an actively managed exchange-traded fund (“ETF”) that invests primarily in dividend-paying U.S.-listed equity securities of small capitalization companies. Under normal circumstances, the Fund invests at least 80% of its net assets (plus any borrowings for investment purposes) in (i) small-capitalization companies and (ii) dividend-paying securities (*i.e.*, equity securities that have paid a dividend in the prior 12 calendar months). The Fund defines a small-capitalization company as an issuer whose market capitalization at the time of purchase is between the range of the market capitalizations of the companies included in the Russell 2000® Index within the prior 12-month period. Because of the Fund’s long-term approach to investing, it could have a significant portion of its assets invested in securities of issuers that have appreciated beyond the market capitalization thresholds noted. The equity securities held by the Fund may include common stocks of U.S. companies, American Depositary Receipts (“ADRs”) (*i.e.*, receipts evidencing ownership of foreign equity securities), and real estate investment trusts (“REITs”).

In selecting securities, Bahl & Gaynor, Inc., the Fund’s investment adviser (“Bahl & Gaynor” or the “Adviser”), employs a bottom-up approach that considers, among other factors, a company’s historical earnings and dividend growth, as well as its balance sheet and cash flow generation, competitive position, and prospects for future cash flow and dividend growth. Weightings of individual securities are based on the Adviser’s assessment of company fundamentals, valuations, and overall economic conditions. The Adviser targets companies that, in its judgement, have high-quality business models, strong competitive advantages, reasonable valuations, and sound capital allocation policies or approaches. The Adviser believes that the securities identified using such strategies have the potential to provide improved downside protection relative to the broader small-cap equity market.

The Adviser generally sells a security when, in its opinion, one or more of the following occurs, among other reasons: 1) the security’s dividend is reduced to what the Adviser believes is an unacceptable amount per share, 2) the Adviser believes the company’s fundamentals and/or management is deteriorating, 3) the Adviser believes the company’s stock has become a greater weight of the Fund’s portfolio than desired due to market appreciation or other factors, or 4) the Adviser identifies a more attractive investment opportunity for the Fund.

While investing in a particular market sector is not a strategy of the Fund, its portfolio may be significantly invested in one or more sectors as a result of the security selection decisions made pursuant to its strategy. As of March 31, 2026, a significant portion of the Fund's assets consisted of securities of companies in the industrials and health care sectors, although this may change from time to time.

The Fund is considered to be non-diversified, which means that it may invest more of its assets in the securities of a single issuer or a smaller number of issuers than if it were a diversified fund.

Principal Investment Risks

The principal risks of investing in the Fund are summarized below. The principal risks are presented in alphabetical order to facilitate finding particular risks and comparing them with other funds. Each risk summarized below is considered a "principal risk" of investing in the Fund, regardless of the order in which it appears. As with any investment, there is a risk that you could lose all or a portion of your investment in the Fund. Some or all of these risks may adversely affect the Fund's net asset value per share ("NAV"), trading price, yield, total return and/or ability to meet its objectives. For more information about the risks of investing in the Fund, see the section in the Fund's Prospectus titled "Additional Information About the Funds".

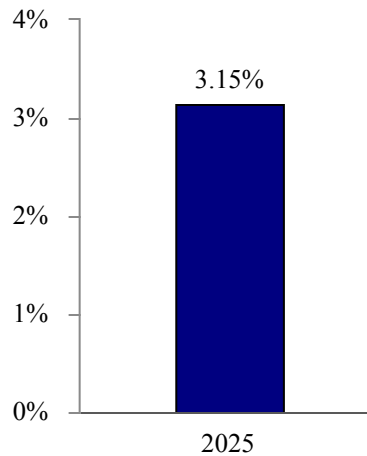
- **Depository Receipt Risk.** Depository Receipts involve risks similar to those associated with investments in foreign securities, such as changes in political or economic conditions of other countries and changes in the exchange rates of foreign currencies. Depository Receipts listed on U.S. exchanges are issued by banks or trust companies and entitle the holder to all dividends and capital gains that are paid out on the underlying foreign shares ("Underlying Shares"). When the Fund invests in Depository Receipts as a substitute for an investment directly in the Underlying Shares, the Fund is exposed to the risk that the Depository Receipts may not provide a return that corresponds precisely with that of the Underlying Shares.
- **Dividend-Paying Securities Risk.** Investment in dividend-paying securities could cause the Fund to underperform similar funds that invest without consideration of a company's track record of paying dividends. Securities of companies with a history of paying dividends may not participate in a broad market advance to the same degree as most other securities, and a sharp rise in interest rates or economic downturn could cause a company to unexpectedly reduce or eliminate its dividend. There is no guarantee that the issuers of the securities held by the Fund will declare dividends in the future or that, if declared, they will remain at their current levels or increase over time.
- **Equity Market Risk.** The equity securities held in the Fund's portfolio may experience sudden, unpredictable drops in value or long periods of decline in value. This may occur because of factors that affect securities markets generally or factors affecting specific issuers, industries, or sectors in which the Fund invests. Common stocks are generally exposed to greater risk than other types of securities, such as preferred stock and debt obligations, because common stockholders generally have inferior rights to receive payment from issuers. In addition, local, regional or global events such as war, including Russia's invasion of Ukraine, acts of terrorism, market volatility related to global trade policy and the imposition of tariffs, the spread of infectious diseases or other public health issues (such as the global pandemic caused by the COVID-19 virus), recessions, rising inflation, or other events could have a significant negative impact on the Fund and its investments. Such events may affect certain geographic regions, countries, sectors and industries more significantly than others. Such events could adversely affect the prices and liquidity of the Fund's portfolio securities or other instruments and could result in disruptions in the trading markets.
- **ETF Risks.** The Fund is an ETF, and, as a result of an ETF's structure, it is exposed to the following risks:
 - *Authorized Participants, Market Makers, and Liquidity Providers Concentration Risk.* The Fund has a limited number of financial institutions that may act as Authorized Participants ("APs"). In addition, there may be a limited number of market makers and/or liquidity providers in the marketplace. To the extent either of the following events occur, Shares may trade at a material discount to NAV and possibly face delisting: (i) APs exit the business or otherwise become unable to process creation and/or redemption orders and no other APs step forward to perform these services, or (ii) market makers and/or liquidity providers exit the business or significantly reduce their business activities and no other entities step forward to perform their functions.
 - *Costs of Buying or Selling Shares.* Due to the costs of buying or selling Shares, including brokerage commissions imposed by brokers and bid-ask spreads, frequent trading of Shares may significantly reduce investment results and an investment in Shares may not be advisable for investors who anticipate regularly making small investments.
 - *Shares May Trade at Prices Other Than NAV.* As with all ETFs, Shares may be bought and sold in the secondary market at market prices. Although it is expected that the market price of Shares will approximate the Fund's NAV, there may be times when the market price of Shares is more than the NAV intra-day (premium) or less than the NAV intra-day (discount) due to supply and demand of Shares or during periods of market volatility. This risk is heightened in times of market volatility, periods of steep market declines, and periods when there is limited trading activity for Shares in the secondary market, in which case such premiums or discounts may be significant.

- *Trading.* Although Shares are listed for trading on NYSE Arca, Inc. (the “Exchange”) and may be traded on U.S. exchanges other than the Exchange, there can be no assurance that Shares will trade with any volume, or at all, on any stock exchange. There can be no assurance that an active trading market for such Shares will develop or be maintained. In stressed market conditions, the liquidity of Shares may begin to mirror the liquidity of the Fund’s underlying portfolio holdings, which can be significantly less liquid than Shares, and this could lead to differences between the market price of the Shares and the underlying value of those Shares.
- **Foreign Markets Risk.** Investments in ADRs that provide exposure to non-U.S. securities involve certain risks that may not be present with investments in U.S. securities. For example, the value of non-U.S. securities may be subject to risk of decline due to foreign currency fluctuations or to political or economic instability. Investments in ADRs also may be subject to withholding or other taxes and may be indirectly subject to additional trading, settlement, custodial, and operational risks. These and other factors can make investments in the Fund more volatile and potentially less liquid than other types of investments.
- **Limited Operating History Risk.** The Fund is a recently organized investment company with a limited operating history. As a result, prospective investors have a limited track record or history on which to base their investment decision.
- **Management Risk.** The Fund is actively managed and may not meet its investment objective based on the Adviser’s success or failure to implement investment strategies for the Fund.
- **Market Capitalization Risk.**
 - *Small Capitalization Investing Risk.* The securities of small capitalization companies may be more vulnerable to adverse issuer, market, political, or economic developments than securities of large-capitalization companies. As a result, the Fund may be more volatile than funds that invest in larger, more established companies. The securities of small-capitalization companies generally trade in lower volumes and are subject to greater and more unpredictable price changes than larger capitalization stocks or the stock market as a whole. Small-capitalization companies may be particularly sensitive to changes in interest rates, government regulation, borrowing costs, and earnings.
- **Non-Diversification Risk.** The Fund is considered to be non-diversified, which means that it may invest more of its assets in the securities of a single issuer or a smaller number of issuers than if it were a diversified fund. As a result, the Fund may be more exposed to the risks associated with and developments affecting an individual issuer or a smaller number of issuers than a fund that invests more widely. This may increase the Fund’s volatility and cause the performance of a relatively smaller number of issuers to have a greater impact on the Fund’s performance.
- **REIT Investment Risk.** Investments in REITs involve unique risks. REITs may have limited financial resources, may trade less frequently and in limited volume, and may be more volatile than other securities. REITs may be affected by changes in the value of their underlying properties or mortgages or by defaults by their borrowers or tenants. Furthermore, these entities depend upon specialized management skills, have limited diversification and are, therefore, subject to risks inherent in financing a limited number of projects. In addition, the performance of a U.S. REIT may be affected by changes in the tax laws or by its failure to qualify for tax-free pass-through of income.
- **Sector Risk.** To the extent the Fund invests more heavily in particular sectors of the economy, its performance will be especially sensitive to developments that significantly affect those sectors.
 - *Health Care Sector Risk.* Companies in the health care sector are subject to extensive government regulation and their profitability can be significantly affected by restrictions on government reimbursement for medical expenses, rising costs of medical products and services, pricing pressure (including price discounting), limited product lines, an increased emphasis on the delivery of healthcare through outpatient services, loss or impairment of intellectual property rights and litigation regarding product or service liability.
 - *Industrials Sector Risk.* The industrials sector can be significantly affected by, among other things, worldwide economic growth, supply and demand for specific products and services, rapid technological developments, international political and economic developments, environmental issues, tariffs and trade barriers, and tax and governmental regulatory policies. As the demand for, or prices of, industrials increase, the value of the Fund’s investments generally would be expected to also increase. Conversely, declines in the demand for, or prices of, industrials generally would be expected to contribute to declines in the value of such securities. Such declines may occur quickly and without warning and may negatively impact the value of the Fund and your investment.

Performance

The following performance information indicates some of the risks of investing in the Fund. The bar chart shows the Fund's performance for the calendar year ended December 31. The table illustrates how the Fund's average annual returns for the 1-year and since inception periods compared with those of the S&P 500® Index, a broad measure of U.S. equity market performance and the Fund's regulatory benchmark index, as well as the Russell 2000® Index, the Fund's additional strategy benchmark index, which the Adviser believes is more representative of the types of securities in which the Fund invests. The Fund's past performance, before and after taxes, does not necessarily indicate how it will perform in the future. Updated performance information is available on the Fund's website at etf.bahl-gaynor.com/scdv/.

Calendar Year Total Return



During the period of time shown in the bar chart, the Fund's highest quarterly return was 10.61% for the quarter ended June 30, 2025, and the lowest quarterly return was -8.76% for the quarter ended March 31, 2025.

Average Annual Total Returns

For the Period Ended December 31, 2025

	1 Year	Since Inception 12/11/2024
Bahl & Gaynor Small Cap Dividend ETF		
Return Before Taxes	3.15%	-3.75%
Return After Taxes on Distributions	2.99%	-3.90%
Return After Taxes on Distributions and Sale of Fund Shares	1.97%	-2.86%
Regulatory Benchmark		
S&P 500® Index (reflects no deduction for fees, expenses, or taxes)	17.88%	13.26%
Strategy Benchmark		
Russell 2000® Total Return Index (reflects no deduction for fees, expenses, or taxes)	12.81%	4.92%

After-tax returns are calculated using the historical highest individual federal marginal income tax rates during the period covered by the table above and do not reflect the impact of state and local taxes. Actual after-tax returns depend on an investor's tax situation and may differ from those shown. After-tax returns shown are not relevant to investors who hold their Shares through tax-deferred arrangements such as an individual retirement account ("IRA") or other tax-advantaged accounts.

Portfolio Management

Adviser Bahl & Gaynor, Inc.

Portfolio Managers Robert S. Groenke, President, CEO and Principal of Bahl & Gaynor, and Peter M. Kwiatkowski, CFA, Chief Investment Officer, Portfolio Manager, and Principal of Bahl & Gaynor, are jointly and primarily responsible for the day-to-day management of the Fund and have served as portfolio managers since the Fund's inception in December 2024.

Purchase and Sale of Shares

Shares are listed on the Exchange, and individual Shares may only be bought and sold in the secondary market through brokers at market prices, rather than NAV. Because Shares trade at market prices rather than NAV, Shares may trade at a price greater than NAV (premium) or less than NAV (discount).

The Fund issues and redeems Shares at NAV only in large blocks known as “Creation Units,” which only APs (typically, broker-dealers) may purchase or redeem. The Fund generally issues and redeems Creation Units in exchange for a portfolio of securities and/or a designated amount of U.S. cash.

Investors may incur costs attributable to the difference between the highest price a buyer is willing to pay to purchase Shares (bid) and the lowest price a seller is willing to accept for Shares (ask) when buying or selling Shares in the secondary market (the “bid-ask spread”). Recent information about the Fund, including its NAV, market price, premiums and discounts, and bid-ask spreads is available on the Fund’s website at etf.bahl-gaynor.com/scdv/.

Tax Information

Fund distributions are generally taxable as ordinary income, qualified dividend income, or capital gains (or a combination), unless your investment is in an individual retirement account (“IRA”) or other tax-advantaged account. Distributions on investments made through tax-deferred arrangements may be taxed later upon withdrawal of assets from those accounts.

Financial Intermediary Compensation

If you purchase Shares through a broker-dealer or other financial intermediary (such as a bank) (an “Intermediary”), the Adviser or its affiliates may pay Intermediaries for certain activities related to the Fund, including participation in activities that are designed to make Intermediaries more knowledgeable about exchange traded products, including the Fund, or for other activities, such as marketing, educational training or other initiatives related to the sale or promotion of Shares. These payments may create a conflict of interest by influencing the Intermediary and your salesperson to recommend the Fund over another investment. Any such arrangements do not result in increased Fund expenses. Ask your salesperson or visit the Intermediary’s website for more information.

BAHL & GAYNOR SMALL/MID CAP INCOME GROWTH ETF SUMMARY

Investment Objective

The Bahl & Gaynor Small/Mid Cap Income Growth ETF (the “Fund”) seeks current and growing dividend income, downside protection, and long-term capital appreciation.

Fees and Expenses of the Fund

The following table describes the fees and expenses you may pay if you buy, hold, and sell shares of the Fund (“Shares”). **You may pay other fees, such as brokerage commissions and other fees to financial intermediaries, which are not reflected in the table and Example below.**

Annual Fund Operating Expenses (<i>expenses that you pay each year as a percentage of the value of your investment</i>)	
Management Fees	0.60%
Distribution and/or Service (Rule 12b-1) Fees	0.00%
Other Expenses	0.00%
Total Annual Fund Operating Expenses	0.60%

Expense Example

This Example is intended to help you compare the cost of investing in the Fund with the cost of investing in other funds. The Example assumes that you invest \$10,000 in the Fund for the time periods indicated and then continue to hold or redeem all of your Shares at the end of those periods. The Example also assumes that your investment has a 5% return each year and that the Fund’s operating expenses remain the same. Although your actual costs may be higher or lower, based on these assumptions your costs would be:

1 Year	3 Years	5 Years	10 Years
\$61	\$192	\$335	\$750

Portfolio Turnover

The Fund pays transaction costs, such as commissions, when it buys and sells securities (or “turns over” its portfolio). A higher portfolio turnover rate may indicate higher transaction costs and may result in higher taxes when Shares are held in a taxable account. These costs, which are not reflected in annual fund operating expenses or in the Example, affect the Fund’s performance. For the fiscal year ended December 31, 2025, the Fund’s portfolio turnover rate was 17% of the average value of its portfolio.

Principal Investment Strategies

The Fund is an actively managed exchange-traded fund (“ETF”) that invests primarily in U.S.-listed equity securities of small- and mid-capitalization companies. Under normal circumstances, the Fund invests at least 80% of its net assets (plus any borrowings for investment purposes) in small- and mid-capitalization companies. The Fund defines a small- or mid-capitalization company as an issuer whose market capitalization at the time of purchase is between \$200 million and the market capitalization of the largest company in the Russell 2500® Index within the prior 12-month period. Because of the Fund’s long-term approach to investing, it could have a significant portion of its assets invested in securities of issuers that have appreciated beyond the market capitalization thresholds noted. The equity securities held by the Fund may include common stocks of U.S. companies, American Depositary Receipts (“ADRs”) (*i.e.*, receipts evidencing ownership of foreign equity securities), and real estate investment trusts (“REITs”).

In selecting securities, Bahl & Gaynor, Inc., the Fund’s investment adviser (“Bahl & Gaynor” or the “Adviser”), employs a bottom-up approach that considers, among other factors, a company’s historical earnings and dividend growth, as well as its balance sheet and cash flow generation, competitive position, and prospects for future cash flow and dividend growth. Weightings of individual securities are based on the Adviser’s assessment of company fundamentals, valuations, and overall economic conditions. The Adviser targets companies that, in its judgement, have high-quality business models, strong competitive advantages, reasonable valuations, and sound capital allocation policies or approaches. The Adviser believes that the securities identified using such strategies have the potential to provide improved downside protection relative to the broader small- and mid- cap equity market.

The Adviser generally sells a security when, in its opinion one or more of the following occurs, among other reasons: 1) the security’s dividend is reduced to what the Adviser believes is an unacceptable amount per share, 2) the Adviser believes the company’s fundamentals and/or management is deteriorating, 3) the Adviser believes the company’s stock has become a greater weight of the Fund’s portfolio than desired due to market appreciation or other factors, or 4) the Adviser identifies a more attractive investment opportunity for the Fund.

While investing in a particular market sector is not a strategy of the Fund, its portfolio may be significantly invested in one or more sectors as a result of the security selection decisions made pursuant to its strategy. As of March 31, 2026, a significant portion of the Fund's assets consisted of securities of companies in the industrials and financials sectors, although this may change from time to time.

Principal Investment Risks

The principal risks of investing in the Fund are summarized below. The principal risks are presented in alphabetical order to facilitate finding particular risks and comparing them with other funds. Each risk summarized below is considered a "principal risk" of investing in the Fund, regardless of the order in which it appears. As with any investment, there is a risk that you could lose all or a portion of your investment in the Fund. Some or all of these risks may adversely affect the Fund's net asset value per share ("NAV"), trading price, yield, total return and/or ability to meet its objectives. For more information about the risks of investing in the Fund, see the section in the Fund's Prospectus titled "Additional Information About the Funds".

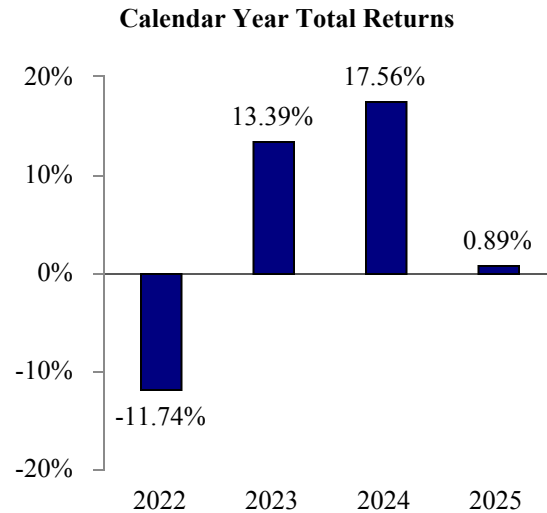
- **Depository Receipt Risk.** Depository Receipts involve risks similar to those associated with investments in foreign securities, such as changes in political or economic conditions of other countries and changes in the exchange rates of foreign currencies. Depository Receipts listed on U.S. exchanges are issued by banks or trust companies and entitle the holder to all dividends and capital gains that are paid out on the underlying foreign shares ("Underlying Shares"). When the Fund invests in Depository Receipts as a substitute for an investment directly in the Underlying Shares, the Fund is exposed to the risk that the Depository Receipts may not provide a return that corresponds precisely with that of the Underlying Shares.
- **Dividend-Paying Securities Risk.** Investment in dividend-paying securities could cause the Fund to underperform similar funds that invest without consideration of a company's track record of paying dividends. Securities of companies with a history of paying dividends may not participate in a broad market advance to the same degree as most other securities, and a sharp rise in interest rates or economic downturn could cause a company to unexpectedly reduce or eliminate its dividend. There is no guarantee that the issuers of the securities held by the Fund will declare dividends in the future or that, if declared, they will remain at their current levels or increase over time.
- **Equity Market Risk.** The equity securities held in the Fund's portfolio may experience sudden, unpredictable drops in value or long periods of decline in value. This may occur because of factors that affect securities markets generally or factors affecting specific issuers, industries, or sectors in which the Fund invests. Common stocks are generally exposed to greater risk than other types of securities, such as preferred stock and debt obligations, because common stockholders generally have inferior rights to receive payment from issuers. In addition, local, regional or global events such as war, including Russia's invasion of Ukraine, acts of terrorism, market volatility related to global trade policy and the imposition of tariffs, the spread of infectious diseases or other public health issues (such as the global pandemic caused by the COVID-19 virus), recessions, rising inflation, or other events could have a significant negative impact on the Fund and its investments. Such events may affect certain geographic regions, countries, sectors and industries more significantly than others. Such events could adversely affect the prices and liquidity of the Fund's portfolio securities or other instruments and could result in disruptions in the trading markets.
- **ETF Risks.** The Fund is an ETF, and, as a result of an ETF's structure, it is exposed to the following risks:
 - *Authorized Participants, Market Makers, and Liquidity Providers Concentration Risk.* The Fund has a limited number of financial institutions that may act as Authorized Participants ("APs"). In addition, there may be a limited number of market makers and/or liquidity providers in the marketplace. To the extent either of the following events occur, Shares may trade at a material discount to NAV and possibly face delisting: (i) APs exit the business or otherwise become unable to process creation and/or redemption orders and no other APs step forward to perform these services, or (ii) market makers and/or liquidity providers exit the business or significantly reduce their business activities and no other entities step forward to perform their functions.
 - *Costs of Buying or Selling Shares.* Due to the costs of buying or selling Shares, including brokerage commissions imposed by brokers and bid-ask spreads, frequent trading of Shares may significantly reduce investment results and an investment in Shares may not be advisable for investors who anticipate regularly making small investments.
 - *Shares May Trade at Prices Other Than NAV.* As with all ETFs, Shares may be bought and sold in the secondary market at market prices. Although it is expected that the market price of Shares will approximate the Fund's NAV, there may be times when the market price of Shares is more than the NAV intra-day (premium) or less than the NAV intra-day (discount) due to supply and demand of Shares or during periods of market volatility. This risk is heightened in times of market volatility, periods of steep market declines, and periods when there is limited trading activity for Shares in the secondary market, in which case such premiums or discounts may be significant.
 - *Trading.* Although Shares are listed for trading on NYSE Arca, Inc. (the "Exchange") and may be traded on U.S. exchanges other than the Exchange, there can be no assurance that Shares will trade with any volume, or at all, on any stock exchange. There can be no assurance that an active trading market for such Shares will develop or be maintained. In stressed market

conditions, the liquidity of Shares may begin to mirror the liquidity of the Fund's underlying portfolio holdings, which can be significantly less liquid than Shares, and this could lead to differences between the market price of the Shares and the underlying value of those Shares.

- **Foreign Markets Risk.** Investments in ADRs that provide exposure to non-U.S. securities involve certain risks that may not be present with investments in U.S. securities. For example, the value of non-U.S. securities may be subject to risk of decline due to foreign currency fluctuations or to political or economic instability. Investments in ADRs also may be subject to withholding or other taxes and may be indirectly subject to additional trading, settlement, custodial, and operational risks. These and other factors can make investments in the Fund more volatile and potentially less liquid than other types of investments.
- **Management Risk.** The Fund is actively managed and may not meet its investment objective based on the Adviser's success or failure to implement investment strategies for the Fund.
- **Market Capitalization Risk.**
 - *Small- and Mid-Capitalization Investing Risk.* The securities of small- and mid-capitalization companies may be more vulnerable to adverse issuer, market, political, or economic developments than securities of large-capitalization companies. As a result, the Fund may be more volatile than funds that invest in larger, more established companies. The securities of mid- and small-capitalization companies generally trade in lower volumes and are subject to greater and more unpredictable price changes than larger capitalization stocks or the stock market as a whole. Mid- and small-capitalization companies may be particularly sensitive to changes in interest rates, government regulation, borrowing costs, and earnings.
- **REIT Investment Risk.** Investments in REITs involve unique risks. REITs may have limited financial resources, may trade less frequently and in limited volume, and may be more volatile than other securities. REITs may be affected by changes in the value of their underlying properties or mortgages or by defaults by their borrowers or tenants. Furthermore, these entities depend upon specialized management skills, have limited diversification and are, therefore, subject to risks inherent in financing a limited number of projects. In addition, the performance of a REIT may be affected by changes in the tax laws or by its failure to qualify for tax-free pass-through of income.
- **Sector Risk.** To the extent the Fund invests more heavily in particular sectors of the economy, its performance will be especially sensitive to developments that significantly affect those sectors. The Fund may invest a significant portion of its assets in the following sectors and, therefore, the performance of the Fund could be negatively impacted by events affecting each of these sectors.
 - *Financials Sector Risk.* This sector, which includes banks, insurance companies, and financial service firms, can be significantly affected by changes in interest rates, government regulation, the rate of defaults on corporate, consumer and government debt, the availability and cost of capital, and fallout from the housing and sub-prime mortgage crisis. Banks, in particular, are subject to volatile interest rates, severe price competition, and extensive government oversight and regulation, which may limit certain economic activities available to banks, impact their fees and overall profitability, and establish capital maintenance requirements. In addition, banks may have concentrated portfolios of loans or investments that make them vulnerable to economic conditions that affect that industry. Insurance companies are subject to similar risks as banks, including adverse economic conditions, changes in interest rates, increased competition and government regulation, but insurance companies are more at risk from changes in tax law, government imposed premium rate caps, and catastrophic events, such as earthquakes, floods, hurricanes and terrorist acts. This sector has experienced significant losses in the recent past, and the impact of higher interest rates, more stringent capital requirements, and of recent or future regulation on any individual financial company, or on the sector as a whole, cannot be predicted. In recent years, cyber attacks and technology malfunctions and failures have become increasingly frequent in the financial sector and have caused significant losses.
 - *Industrials Sector Risk.* The industrials sector can be significantly affected by, among other things, worldwide economic growth, supply and demand for specific products and services, rapid technological developments, international political and economic developments, environmental issues, tariffs and trade barriers, and tax and governmental regulatory policies. As the demand for, or prices of, industrials increase, the value of the Fund's investments generally would be expected to also increase. Conversely, declines in the demand for, or prices of, industrials generally would be expected to contribute to declines in the value of such securities. Such declines may occur quickly and without warning and may negatively impact the value of the Fund and your investment.

Performance

The following performance information indicates some of the risks of investing in the Fund. The bar chart shows the Fund's performance for the calendar years ended December 31. The table illustrates how the Fund's average annual returns for the 1-year and since inception periods compare with those of the S&P 500[®] Index, a broad measure of U.S. equity market performance and the Fund's regulatory benchmark index, as well as the Russell 2500[®] Index, the Fund's additional strategy benchmark index, which the Adviser believes is more representative of the types of securities in which the Fund invests. The Fund's past performance, before and after taxes, does not necessarily indicate how it will perform in the future. Updated performance information is available on the Fund's website at etf.bahl-gaynor.com/smig/.



During the period of time shown in the bar chart, the Fund's highest quarterly return was 11.60% for the quarter ended September 30, 2024, and the lowest quarterly return was -9.05% for the quarter ended March 31, 2022.

Average Annual Total Returns

For the Period Ended December 31, 2025

	1 Year	Since Inception (8/25/2021)
Bahl & Gaynor Small/Mid Cap Income Growth ETF		
Return Before Taxes	0.89%	5.16%
Return After Taxes on Distributions	0.46%	4.69%
Return After Taxes on Distributions and Sale of Fund Shares	0.84%	3.96%
Regulatory Benchmark		
S&P 500 [®] Index (reflects no deduction for fees, expenses, or taxes)	17.88%	11.78%
Strategy Benchmark		
Russell 2500 [®] Total Return Index (reflects no deduction for fees, expenses, or taxes)	11.91%	4.68%

After-tax returns are calculated using the historical highest individual federal marginal income tax rates during the period covered by the table above and do not reflect the impact of state and local taxes. Actual after-tax returns depend on an investor's tax situation and may differ from those shown. After-tax returns shown are not relevant to investors who hold their Shares through tax-deferred arrangements such as an individual retirement account ("IRA") or other tax-advantaged accounts.

Portfolio Management

Adviser	Bahl & Gaynor, Inc. ("Bahl & Gaynor" or the "Adviser")
Portfolio Managers	Robert S. Groenke, President, CEO and Principal of Bahl & Gaynor, Peter M. Kwiatkowski, CFA, Chief Investment Officer and Principal of Bahl & Gaynor, and Scott D. Rodes, CFA,, Principal of Bahl & Gaynor, are jointly and primarily responsible for the day-to-day management of the Fund. Messrs. Groenke and Rodes have served as portfolio managers since the Fund's inception in August 2021, and Mr. Kwiatkowski has served as a portfolio manager since 2025.

Purchase and Sale of Shares

Shares are listed on the Exchange, and individual Shares may only be bought and sold in the secondary market through brokers at market prices, rather than NAV. Because Shares trade at market prices rather than NAV, Shares may trade at a price greater than NAV (premium) or less than NAV (discount).

The Fund issues and redeems Shares at NAV only in large blocks known as “Creation Units,” which only APs (typically, broker-dealers) may purchase or redeem. The Fund generally issues and redeems Creation Units in exchange for a portfolio of securities and/or a designated amount of U.S. cash.

Investors may incur costs attributable to the difference between the highest price a buyer is willing to pay to purchase Shares (bid) and the lowest price a seller is willing to accept for Shares (ask) when buying or selling Shares in the secondary market (the “bid-ask spread”). Recent information about the Fund, including its NAV, market price, premiums and discounts, and bid-ask spreads is available on the Fund’s website at etf.bahl-gaynor.com/smig/.

Tax Information

Fund distributions are generally taxable as ordinary income, qualified dividend income, or capital gains (or a combination), unless your investment is in an IRA or other tax-advantaged account. Distributions on investments made through tax-deferred arrangements may be taxed later upon withdrawal of assets from those accounts.

Financial Intermediary Compensation

If you purchase Shares through a broker-dealer or other financial intermediary (such as a bank) (an “Intermediary”), the Adviser or its affiliates may pay Intermediaries for certain activities related to the Fund, including participation in activities that are designed to make Intermediaries more knowledgeable about exchange traded products, including the Fund, or for other activities, such as marketing, educational training or other initiatives related to the sale or promotion of Shares. These payments may create a conflict of interest by influencing the Intermediary and your salesperson to recommend the Fund over another investment. Any such arrangements do not result in increased Fund expenses. Ask your salesperson or visit the Intermediary’s website for more information.

ADDITIONAL INFORMATION ABOUT THE FUNDS

Investment Objective

Each Fund's investment objective has been adopted as a non-fundamental investment policy and may be changed without shareholder approval upon written notice to shareholders.

Principal Investment Strategies

The Bahl & Gaynor Dividend ETF (the "Dividend ETF"), Bahl & Gaynor Small Cap Dividend ETF (the "Small Cap Dividend ETF"), and Bahl & Gaynor Small/Mid Cap Income Growth ETF (the "Small/Mid Cap Income Growth ETF") have each adopted a policy, which are listed below, to comply with Rule 35d-1 under the Investment Company Act of 1940 (the "1940 Act"). Such policies have been adopted as non-fundamental investment policies and may be changed without shareholder approval upon 60 days' written notice to shareholders.

Dividend ETF. Under normal circumstances, the Fund invests at least 80% of its net assets (plus any borrowings for investment purposes) in dividend-paying securities (*i.e.*, equity securities that have paid a dividend in the prior 12 calendar months).

Small Cap Dividend ETF. With respect to the policy below, the Fund defines a small-capitalization company as an issuer whose market capitalization at the time of purchase is between the range of the market capitalizations of the companies included in the Russell 2000® Index within the prior 12-month period. As of March 31, 2026, the top Russell 2000 market capitalization company in the prior 12-month period was \$43.6 billion; the top Russell 2000 market capitalization company as of March 31, 2026, was \$37.9 billion.

Under normal circumstances, the Fund invests at least 80% of its net assets (plus any borrowings for investment purposes) in (i) small-capitalization companies and (ii) dividend-paying securities (*i.e.*, equity securities that have paid a dividend in the prior 12 calendar months).

Small/Mid Cap Income Growth ETF. With respect to the policy below, the Fund defines a small- or mid-capitalization company as an issuer whose market capitalization at the time of purchase is between \$200 million and the market capitalization of the largest company in the Russell 2500® Index within the prior 12-month period. As of March 31, 2026, the top Russell 2500 market capitalization company in the prior 12-month period was \$105.0 billion; the top Russell 2500 market capitalization company as of March 31, 2026, was \$94.0 billion.

Under normal circumstances, the Fund invests at least 80% of its net assets (plus any borrowings for investment purposes) in small- and mid-capitalization companies.

The Fund defines "equity securities" to mean common and preferred stocks, rights, warrants, depositary receipts, equity interests in REITs, and master limited partnerships.

Temporary Defensive Positions

When the Adviser believes that current market, economic, political or other conditions are unsuitable and would impair the pursuit of a Fund's investment objectives, the Fund may invest some or all of its assets in cash or cash equivalents, including but not limited to obligations of the U.S. government, money market fund shares, commercial paper, certificates of deposit and/or bankers acceptances, as well as other interest bearing or discount obligations or debt instruments that carry an investment grade rating by a national rating agency. When a Fund takes a temporary defensive position, the Fund may not achieve its investment objectives.

Principal Investment Risks

This section provides additional information regarding the principal risks described in each Fund Summary. As in each Fund Summary, the principal risks below are presented in alphabetical order to facilitate finding particular risks and comparing them with other funds. Each risk described below is considered a "principal risk" of investing in the applicable Fund, regardless of the order in which it appears. Each of the factors below could have a negative impact on the applicable Fund's performance and trading prices.

- **Depositary Receipt Risk.** The Fund may hold the securities of non-U.S. companies in the form of ADRs and Global Depositary Receipts ("GDRs"). ADRs are negotiable certificates issued by a U.S. financial institution that represent a specified number of shares in a foreign stock and trade on a U.S. national securities exchange, such as the NYSE. Sponsored ADRs are issued with the support of the issuer of the foreign stock underlying the ADRs and carry all of the rights of common shares, including voting rights. GDRs are similar to ADRs but may be issued in bearer form and are typically offered for sale globally and held by a foreign branch of an international bank. The underlying issuers of certain depositary receipts, particularly unsponsored or unregistered depositary receipts, are under no obligation to distribute shareholder communications to the holders of such receipts, or to pass through to them any voting rights with respect to the deposited securities. Issuers of unsponsored depositary receipts are not contractually obligated to disclose material information in the U.S. and, therefore, such information may not correlate to the market value of the unsponsored depositary receipt. The underlying securities of the ADRs and GDRs in the Fund's portfolio are usually denominated or quoted in currencies other than the U.S. Dollar. As a result, changes in foreign currency exchange rates

may affect the value of the Fund's portfolio. In addition, because the underlying securities of ADRs and GDRs trade on foreign exchanges at times when the U.S. markets are not open for trading, the value of the securities underlying the ADRs and GDRs may change materially at times when the U.S. markets are not open for trading, regardless of whether there is an active U.S. market for Shares.

- **Dividend-Paying Securities Risk.** There is no guarantee that issuers of the securities held by the Fund will declare dividends in the future or that, if declared, they will either remain at current levels or increase over time. The Fund may also underperform similar funds that invest without considering a company's dividend payments. Companies that pay dividends historically may not participate in a broad market advance to the same extent as other companies that do not pay dividends. Such companies may also be sensitive to a sharp rise in interest rates or an economic downturn that leads to the elimination or reduction of dividend payments to investors.
- **Equity Market Risk.** Equity securities, including common stocks, are susceptible to general stock market fluctuations and to volatile increases and decreases in value as market confidence in and perceptions of their issuers change. These investor perceptions are based on various and unpredictable factors including: expectations regarding government, economic, monetary and fiscal policies; inflation and interest rates; economic expansion or contraction; and global or regional political, economic, public health, and banking crises.
- **ETF Risks.** Each Fund is an ETF, and, as a result of an ETF's structure, is exposed to the following risks:
 - *APs, Market Makers, and Liquidity Providers Concentration Risk.* The Fund has a limited number of financial institutions that may act as APs. In addition, there may be a limited number of market makers and/or liquidity providers in the marketplace. To the extent either of the following events occur, Shares may trade at a material discount to NAV and possibly face delisting: (i) APs exit the business or otherwise become unable to process creation and/or redemption orders and no other APs step forward to perform these services, or (ii) market makers and/or liquidity providers exit the business or significantly reduce their business activities and no other entities step forward to perform their functions.
 - *Costs of Buying or Selling Shares.* Investors buying or selling Shares in the secondary market will pay brokerage commissions or other charges imposed by brokers, as determined by that broker. Brokerage commissions are often a fixed amount and may be a significant proportional cost for investors seeking to buy or sell relatively small amounts of Shares. In addition, secondary market investors will also incur the cost of the difference between the price at which an investor is willing to buy Shares (the "bid" price) and the price at which an investor is willing to sell Shares (the "ask" price). This difference in bid and ask prices is often referred to as the "spread" or "bid-ask spread." The bid-ask spread varies over time for Shares based on trading volume and market liquidity, and the spread is generally lower if Shares have more trading volume and market liquidity and higher if Shares have little trading volume and market liquidity. Further, a relatively small investor base in the Fund, asset swings in the Fund, and/or increased market volatility may cause increased bid-ask spreads. Due to the costs of buying or selling Shares, including bid-ask spreads, frequent trading of Shares may significantly reduce investment results and an investment in Shares may not be advisable for investors who anticipate regularly making small investments.
 - *Shares May Trade at Prices Other Than NAV.* As with all ETFs, Shares may be bought and sold in the secondary market at market prices. Although it is expected that the market price of Shares will approximate the Fund's NAV, there may be times when the market price of Shares is more than the NAV intra-day (premium) or less than the NAV intra-day (discount) due to supply and demand of Shares or during periods of market volatility. This risk is heightened in times of market volatility or periods of steep market declines. The market price of Fund shares during the trading day, like the price of any exchange-traded security, includes a "bid-ask" spread charged by the exchange specialist, market makers or other participants that trade the Fund shares. In times of severe market disruption, the bid-ask spread can increase significantly. At those times, Fund shares are most likely to be traded at a discount to NAV, and the discount is likely to be greatest when the price of Fund shares is falling fastest, which may be the time that you most want to sell your Fund shares. The Adviser believes that, under normal market conditions, large market price discounts or premiums to NAV will not be sustained because of arbitrage opportunities.
 - *Trading.* Although Shares are listed for trading on the Exchange and may be listed or traded on U.S. and non-U.S. stock exchanges other than the Exchange, there can be no assurance that an active trading market for such Shares will develop or be maintained. Trading in Shares may be halted due to market conditions or for reasons that, in the view of the Exchange, make trading in Shares inadvisable. In addition, trading in Shares on the Exchange is subject to trading halts caused by extraordinary market volatility pursuant to Exchange "circuit breaker" rules, which temporarily halt trading on the Exchange when a decline in the S&P 500[®] Index during a single day reaches certain thresholds (e.g., 7%, 13%, and 20%). Additional rules applicable to the Exchange may halt trading in Shares when extraordinary volatility causes sudden, significant swings in the market price of Shares. There can be no assurance that Shares will trade with any volume, or at all, on any stock exchange. In stressed market conditions, the liquidity of Shares may begin to mirror the liquidity of the Fund's underlying

portfolio holdings, which can be significantly less liquid than Shares, and this could lead to differences between the market price of the Shares and the underlying value of those Shares.

- **Foreign Markets Risk.** Investments in ADRs that provide exposure to non-U.S. companies involve certain risks that may not be present with investments in U.S. companies. For example, investments in non-U.S. companies may be subject to risk of loss due to foreign currency fluctuations or to political or economic instability. There may be less information publicly available about a non-U.S. issuer than a U.S. issuer. Securities of non-U.S. companies may be subject to different accounting, auditing, financial reporting and investor protection standards than those of U.S. companies. Investments tied to non-U.S. companies may be subject to withholding or other taxes and may be subject to additional trading, settlement, custodial, and operational risks. Because legal systems differ, there is also the possibility that it will be difficult to obtain or enforce legal judgments in certain countries. Since foreign exchanges may be open on days when the Fund does not price their Shares, the value of the securities in the Fund's portfolios may change on days when shareholders will not be able to purchase or sell Shares. Conversely, Shares may trade on days when foreign exchanges are closed. Each of these factors can make investments in the Fund more volatile and potentially less liquid than other types of investments.
- **Limited Operating History Risk** (*Dividend ETF and Small Cap Dividend ETF only*). Each Fund is a recently organized investment company with a limited operating history. As a result, prospective investors have a limited track record or history on which to base their investment decision.
- **Management Risk.** Each Fund is actively managed and may not meet its investment objective based on the Adviser's success or failure to implement investment strategies for the Fund.
- **Market Capitalization Risk.**
 - *Large-Capitalization Investing Risk (Bahl and Gaynor Income Growth ETF (the "Income Growth ETF") only).* The Fund may invest in the securities of large-capitalization companies. The securities of large-capitalization companies may be relatively mature compared to smaller companies and therefore subject to slower growth during times of economic expansion. Large-capitalization companies may also be unable to respond quickly to new competitive challenges, such as changes in technology and consumer tastes.
 - *Mid-Capitalization Investing Risk (Small/Mid Cap Income Growth ETF only).* The Fund may invest in the securities of mid-capitalization companies. The securities of mid-capitalization companies may be more vulnerable to adverse issuer, market, political, or economic developments than securities of large-capitalization companies, but they may also be subject to slower growth than small-capitalization companies during times of economic expansion. The securities of mid-capitalization companies generally trade in lower volumes and are subject to greater and more unpredictable price changes than large capitalization stocks or the stock market as a whole. Mid-capitalization companies may be particularly sensitive to changes in interest rates, government regulation, borrowing costs, and earnings.
 - *Small-Capitalization Investing Risk (Small Cap Dividend ETF and Small/Mid Cap Income Growth ETF only).* The Fund may invest in the securities of small-capitalization companies. The securities of small-capitalization companies may be more vulnerable to adverse issuer, market, political, or economic developments than securities of larger-capitalization companies. The securities of small-capitalization companies generally trade in lower volumes and are subject to greater and more unpredictable price changes than larger capitalization stocks or the stock market as a whole. Small-capitalization companies also may be particularly sensitive to changes in interest rates, government regulation, borrowing costs and earnings.
- **Non-Diversification Risk** (*Small Cap Dividend ETF only*). The Fund is considered to be non-diversified, which means that it may invest more of its assets in the securities of a single issuer or a smaller number of issuers than if it were a diversified fund. As a result, the Fund may be more exposed to the risks associated with and developments affecting an individual issuer or a smaller number of issuers than a fund that invests more widely. This may increase the Fund's volatility and cause the performance of a relatively smaller number of issuers to have a greater impact on the Fund's performance. However, the Fund intends to satisfy the diversification requirements for qualifying as a regulated investment company ("RIC") under Subchapter M of the U.S. Internal Revenue Code of 1986, as amended (the "Code").
- **REIT Investment Risk.** Investments in REITs involve unique risks. REITs may have limited financial resources, may trade less frequently and in limited volume, and may be more volatile than other securities. In addition, to the extent a Fund holds interests in REITs, it is expected that investors in a Fund will bear two layers of asset-based management fees and expenses (directly at a Fund level and indirectly at the REIT level). The risks of investing in REITs include certain risks associated with the direct ownership of real estate and the real estate industry in general. These include risks related to general, regional and local economic conditions; fluctuations in interest rates and property tax rates; shifts in zoning laws, environmental regulations and other governmental action such as the exercise of eminent domain; cash flow dependency; increased operating expenses; lack of availability of mortgage funds; losses due to natural disasters; overbuilding; losses due to casualty or condemnation; changes in property values and rental rates; and other factors.

In addition to these risks, residential/diversified REITs and commercial equity REITs may be affected by changes in the value of the underlying property owned by the trusts, while mortgage REITs may be affected by the quality of any credit extended. Further, REITs are dependent upon management skills and generally may not be diversified. REITs are also subject to heavy cash flow dependency, defaults by borrowers and self-liquidation. In addition, U.S. REITs could possibly fail to qualify for the beneficial tax treatment available to REITs under the Code, or to maintain their exemptions from registration under the 1940 Act. A Fund expects that dividends received from a REIT and distributed to Fund shareholders generally will be taxable to the shareholder as ordinary income. The above factors may also adversely affect a borrower's or a lessee's ability to meet its obligations to the REIT. In the event of a default by a borrower or lessee, the REIT may experience delays in enforcing its rights as a mortgagee or lessor and may incur substantial costs associated with protecting investments.

- **Sector Risk.** The Fund's investing approach may result in an emphasis on certain sectors or sub-sectors of the market at any given time. To the extent the Fund invests more heavily in one sector or sub-sector of the market, it thereby presents a more concentrated risk and its performance will be especially sensitive to developments that significantly affect those sectors or sub-sectors. In addition, the value of Shares may change at different rates compared to the value of shares of a fund with investments in a more diversified mix of sectors and industries. An individual sector or sub-sector of the market may have above-average performance during particular periods, but it may also move up and down more than the broader market. The several industries that constitute a sector may all react in the same way to economic, political or regulatory events. The Fund's performance could also be affected if the sectors or sub-sectors do not perform as expected. Alternatively, the lack of exposure to one or more sectors or sub-sectors may adversely affect performance.
 - *Financials Sector Risk (Dividend ETF and Small/Mid Cap Income Growth ETF only).* This sector, which includes banks, insurance companies, and financial service firms, can be significantly affected by changes in interest rates, government regulation, the rate of defaults on corporate, consumer and government debt, the availability and cost of capital, and fallout from the housing and sub-prime mortgage crisis. Banks, in particular, are subject to volatile interest rates, severe price competition, and extensive government oversight and regulation, which may limit certain economic activities available to banks, impact their fees and overall profitability, and establish capital maintenance requirements. In addition, banks may have concentrated portfolios of loans or investments that make them vulnerable to economic conditions that affect that industry. Insurance companies are subject to similar risks as banks, including adverse economic conditions, changes in interest rates, increased competition and government regulation, but insurance companies are more at risk from changes in tax law, government imposed premium rate caps, and catastrophic events, such as earthquakes, floods, hurricanes and terrorist acts. This sector has experienced significant losses in the recent past, and the impact of higher interest rates, more stringent capital requirements, and of recent or future regulation on any individual financial company, or on the sector as a whole, cannot be predicted. In recent years, cyber attacks and technology malfunctions and failures have become increasingly frequent in the financial sector and have caused significant losses.
 - *Health Care Sector Risk (Dividend ETF, Income Growth ETF, and Small Cap Dividend ETF only).* Companies in the health care sector are subject to extensive government regulation and their profitability can be significantly affected by restrictions on government reimbursement for medical expenses, rising costs of medical products and services, pricing pressure (including price discounting), limited product lines and an increased emphasis on the delivery of healthcare through outpatient services. Companies in the health care sector are heavily dependent on obtaining and defending patents, which may be time consuming and costly, and the expiration of patents may also adversely affect the profitability of these companies. Health care companies are also subject to extensive litigation based on product liability and similar claims. In addition, their products can become obsolete due to industry innovation, changes in technologies or other market developments. Many new products in the health care sector require significant research and development and may be subject to regulatory approvals, all of which may be time consuming and costly with no guarantee that any product will come to market.
 - *Industrials Sector Risk. (Dividend ETF, Small Cap Dividend ETF, and Small/Mid Cap Income Growth ETF only).* The industrials sector can be significantly affected by, among other things, worldwide economic growth, supply and demand for specific products and services, rapid technological developments, international political and economic developments, environmental issues, tariffs and trade barriers, and tax and governmental regulatory policies. As the demand for, or prices of, industrials increase, the value of the Fund's investments generally would be expected to also increase. Conversely, declines in the demand for, or prices of, industrials generally would be expected to contribute to declines in the value of such securities. Such declines may occur quickly and without warning and may negatively impact the value of the Fund and your investment.
 - *Information Technology Sector Risk (Dividend ETF only).* Market or economic factors impacting information technology companies and companies that rely heavily on technological advances could have a significant effect on the value of the Fund's investments. The value of stocks of information technology companies and companies that rely heavily on technology is particularly vulnerable to rapid changes in technology product cycles, rapid product obsolescence, government regulation and competition, both domestically and internationally, including competition from foreign competitors with lower production costs. Stocks of information technology companies and companies that rely heavily on technology, especially

those of smaller, less-seasoned companies, tend to be more volatile than the overall market. Information technology companies are heavily dependent on patent and intellectual property rights, the loss or impairment of which may adversely affect profitability. Additionally, companies in the technology sector may face dramatic and often unpredictable changes in growth rates and competition for the services of qualified personnel.

PORTFOLIO HOLDINGS INFORMATION

Information about the Funds' daily portfolio holdings is available at etf.bahl-gaynor.com. A complete description of the Funds' policies and procedures with respect to the disclosure of the Fund's portfolio holdings is available in the Fund's Statement of Additional Information ("SAI").

MANAGEMENT

Investment Adviser

Bahl & Gaynor, Inc. serves as each Fund's investment adviser and has overall responsibility for the general management and administration of each Fund. Bahl & Gaynor is a SEC registered investment adviser. Its principal office is located at 255 East Fifth Street, Suite 2700, Cincinnati, Ohio 45202. Bahl & Gaynor was formed in 1990 and provides investment advisory services to institutional clients, high net worth individuals, mutual funds, and the Funds.

Bahl & Gaynor is responsible for, among other things, providing investment advice to the Funds and trading portfolio securities for the Funds, including selecting broker-dealers to execute purchase and sale transactions, subject to the oversight of the Board. Bahl & Gaynor also arranges for transfer agency, custody, fund administration, distribution and all other services necessary for the Funds to operate. For the services it provides to the Funds, the Funds pays Bahl & Gaynor a unified management fee, which is calculated daily and paid monthly, at an annual rate based on the applicable Fund's average daily net assets as set forth in the table below.

Name of Fund	Management Fee
Bahl & Gaynor Dividend ETF	0.45%
Bahl & Gaynor Income Growth ETF	0.45%
Bahl & Gaynor Small Cap Dividend ETF	0.70%
Bahl & Gaynor Small/Mid Cap Income Growth ETF	0.60%

Under the Investment Advisory Agreement (the "Advisory Agreement"), Bahl & Gaynor has agreed to pay all expenses of the Funds, except for: the fee paid to Bahl & Gaynor pursuant to the Advisory Agreement, interest charges on any borrowings, dividends, and other expenses on securities sold short, taxes, brokerage commissions and other expenses incurred in placing orders for the purchase and sale of securities and other investment instruments, acquired fund fees and expenses, accrued deferred tax liability, extraordinary expenses, and distribution (12b-1) fees and expenses.

Bahl & Gaynor shall not be liable to the Trust or any shareholder for anything done or omitted by it, except acts or omissions arising out of the Adviser's willful misfeasance, bad faith, or gross negligence in the performance of its duties under the Advisory Agreement or its reckless disregard of its obligations and duties under the Advisory Agreement or for any losses that may be sustained in the purchase, holding, or sale of any security.

A discussion regarding the basis for the Board of Trustees' (the "Board") approval of the Dividend ETF and Small Cap Dividend ETF's Advisory Agreement is available in the Funds' Annual Report to Shareholder, dated December 31, 2024, which is included in the Funds' prior [Form N-CSR](#) filing.

A discussion regarding the basis for the Board's most recent approval of the Income Growth ETF and Small/Mid Cap Income Growth ETF's Investment Advisory Agreement is available in the Fund's Annual Report to Shareholders, dated December 31, 2025, which is included in the Funds' most recent [Form N-CSR](#) filing.

Portfolio Managers

Dividend ETF, Income Growth ETF, and Small Cap Dividend ETF

The below individuals are the Funds' Portfolio Managers and are jointly and primarily responsible for day-to-day management of each Fund's portfolio.

Robert S. Groenke is President, CEO, Principal, and Portfolio Manager of Bahl & Gaynor. Mr. Groenke is responsible for portfolio management, investment research, and client service. Prior to joining Bahl & Gaynor in 2019, Mr. Groenke was Vice President and Research Analyst with Franklin Templeton Investments. Prior to joining Franklin Templeton in 2012, he served as Private Equity Associate with Industrial Growth Partners. Prior to joining Industrial Growth Partners in 2008, Mr. Groenke worked as an Investment Banking Analyst within the Technology Group at Thomas Wiesel Partners in New York. Mr. Groenke earned an MBA, with honors, from the University of Chicago and a B.A. from the University of Michigan.

Peter M. Kwiatkowski, CFA, is Chief Investment Officer, Portfolio Manager, and Principal of the Bahl & Gaynor. Mr. Kwiatkowski is responsible for portfolio management, investment research, and client service. Prior to joining Bahl & Gaynor in 2019, Mr. Kwiatkowski was Director of Growth & Income strategies with ClearArc Capital, Inc., a wholly-owned subsidiary of Fifth Third Bank, where he worked since 2001. Prior to Fifth Third Bank, he served as a portfolio analyst for Pacific Investment Management Company (PIMCO) from 1999 to 2001. His experience also includes a role as National Default Manager at Quality Loan Service, Inc. in the mortgage servicing industry. Mr. Kwiatkowski earned a B.S. in Finance, Real Estate & Law from California State University, Long Beach.

Small/Mid Cap Income Growth ETF

In addition to Messrs. Groenke and Kwiatkowski, the below individual is also a Portfolio Manager of the Fund and, together with Messrs. Groenke and Kwiatkowski, Mr. Rodes is jointly and primarily responsible for day-to-day management of the Fund's portfolio.

Scott D. Rodes, CFA, CIC, is Principal and Portfolio Manager of Bahl & Gaynor. Mr. Rodes is responsible for portfolio management, investment research, and client service. Prior to joining Bahl & Gaynor in 2001, Mr. Rodes was a Vice President and Senior Portfolio Manager for Northern Trust in Chicago. Prior to joining Northern Trust in 1998, Mr. Rodes was a research analyst for Waddell & Reed in Kansas City. From 1989 through 1997, Mr. Rodes was an Assistant Vice President and Senior Portfolio Manager for Fifth Third Bank in Cincinnati. Mr. Rodes earned an MBA from Xavier University and a B.E.M.E. from Vanderbilt University.

The Funds' SAI provides additional information about the Portfolio Managers' compensation structure, other accounts managed by the Portfolio Managers, and the Portfolio Managers' ownership of Shares.

HOW TO BUY AND SELL SHARES

Each Fund issues and redeems Shares at NAV only in Creation Units. Only APs may acquire Shares directly from a Fund, and only APs may tender their Shares for redemption directly to a Fund, at NAV. APs must be a member or participant of a clearing agency registered with the SEC and must execute a Participant Agreement that has been agreed to by the Distributor (defined below), and that has been accepted by a Fund's transfer agent, with respect to purchases and redemptions of Creation Units. Once created, Shares trade in the secondary market in quantities less than a Creation Unit.

Most investors buy and sell Shares in secondary market transactions through brokers. Shares are listed for trading on the secondary market on the Exchange and can be bought and sold throughout the trading day like other publicly traded securities.

When buying or selling Shares through a broker, you will incur customary brokerage commissions and charges, and you may pay some or all of the spread between the bid and the offer price in the secondary market on each leg of a round trip (purchase and sale) transaction. In addition, because secondary market transactions occur at market prices, you may pay more than NAV when you buy Shares and receive less than NAV when you sell those Shares.

Book Entry

Shares are held in book-entry form, which means that no stock certificates are issued. The Depository Trust Company ("DTC") or its nominee is the record owner of all outstanding Shares.

Investors owning Shares are beneficial owners as shown on the records of DTC or its participants. DTC serves as the securities depository for all Shares. DTC's participants include securities brokers and dealers, banks, trust companies, clearing corporations and other institutions that directly or indirectly maintain a custodial relationship with DTC. As a beneficial owner of Shares, you are not entitled to receive physical delivery of stock certificates or to have Shares registered in your name, and you are not considered a registered owner of Shares. Therefore, to exercise any right as an owner of Shares, you must rely upon the procedures of DTC and its participants. These procedures are the same as those that apply to any other securities that you hold in book entry or "street name" through your brokerage account.

Frequent Purchases and Redemptions of Shares

The Funds impose no restrictions on the frequency of purchases and redemptions of Shares. In determining not to approve a written, established policy, the Board evaluated the risks of market timing activities by Fund shareholders. Purchases and redemptions by APs, who are the only parties that may purchase or redeem Shares directly with a Fund, are an essential part of the ETF process and help keep Share trading prices in line with NAV. As such, the Funds accommodate frequent purchases and redemptions by APs. However, the Board has also determined that frequent purchases and redemptions for cash may increase tracking error and portfolio transaction costs and may lead to the realization of capital gains. To minimize these potential consequences of frequent purchases and redemptions, the Funds employ fair value pricing and may impose transaction fees on purchases and redemptions of Creation Units to cover the custodial and other costs incurred by a Fund in effecting trades. In addition, the Funds and the Adviser reserve the right to reject any purchase order at any time.

Determination of Net Asset Value

Each Fund's NAV is calculated as of the scheduled close of regular trading on the New York Stock Exchange ("NYSE"), generally 4:00 p.m. Eastern time, each day the NYSE is open for business. The NAV for each Fund is calculated by dividing the Fund's net assets by its Shares outstanding.

In calculating its NAV, each Fund generally values its assets on the basis of market quotations, last sale prices, or estimates of value furnished by a pricing service or brokers who make markets in such instruments. In particular, a Fund generally values equity securities traded on any recognized U.S. or non-U.S. exchange at the last sale price or official closing price on the exchange or system on which they are principally traded. If such information is not available for a security held by a Fund or is determined to be unreliable, the security will be valued by the Adviser at fair value pursuant to procedures established by the Adviser and approved by the Board (as described below).

Fair Value Pricing

The Adviser has been designated by the Board as the valuation designee for the Funds pursuant to Rule 2a-5 under the 1940 Act. In its capacity as valuation designee, the Adviser has adopted procedures and methodologies to fair value Fund securities whose market prices are not "readily available" or are deemed to be unreliable. For example, such circumstances may arise when: (i) a security has been de-listed or has had its trading halted or suspended; (ii) a security's primary pricing source is unable or unwilling to provide a price; (iii) a security's primary trading market is closed during regular market hours; or (iv) a security's value is materially affected by events occurring after the close of the security's primary trading market. The Board has appointed the Adviser as each Fund's valuation designee to perform all fair valuations of the Funds' portfolio investments, subject to the Board's oversight. Accordingly, the Adviser has established procedures for its fair valuation of each Fund's portfolio investments. Generally, when fair valuing a security held by a Fund, the Adviser will take into account all reasonably available information that may be relevant to a particular valuation including, but not limited to, fundamental analytical data regarding the issuer, information relating to the issuer's business, recent trades or offers of the security, general and/or specific market conditions and the specific facts giving rise to the need to fair value the security. Fair value determinations are made in good faith and in accordance with the fair value methodologies established by the Adviser. Due to the subjective and variable nature of determining the fair value of a security or other investment, there can be no assurance that the Adviser's fair value will match or closely correlate to any market quotation that subsequently becomes available or the price quoted or published by other sources. In addition, a Fund may not be able to obtain the fair value assigned to the security upon the sale of such security.

Delivery of Shareholder Documents – Householding

Householding is an option available to certain investors of the Funds. Householding is a method of delivery, based on the preference of the individual investor, in which a single copy of certain shareholder documents can be delivered to investors who share the same address, even if their accounts are registered under different names. Householding for the Funds is available through certain broker-dealers. If you are interested in enrolling in householding and receiving a single copy of prospectuses and other shareholder documents, please contact your broker-dealer. If you are currently enrolled in householding and wish to change your householding status, please contact your broker-dealer.

Investments by Registered Investment Companies

Section 12(d)(1) of the 1940 Act restricts investments by registered investment companies in the securities of other investment companies, including Shares. Registered investment companies are permitted to invest in a Fund beyond the limits set forth in section 12(d)(1) subject to certain terms and conditions set forth in Rule 12d1-4 under the 1940 Act, including that such investment companies enter into an agreement with a Fund.

DIVIDENDS, DISTRIBUTIONS, AND TAXES

Dividends and Distributions

The Funds intend to pay out dividends, if any, monthly and distribute any net realized capital gains to its shareholders at least annually. The Funds will declare and pay capital gain distributions, if any, in cash. Distributions in cash may be reinvested automatically in additional whole Shares only if the broker through whom you purchased Shares makes such option available. Your broker is responsible for distributing the income and capital gain distributions to you.

Taxes

The following discussion is a summary of certain important U.S. federal income tax considerations generally applicable to investments in the Funds. Your investment in a Fund may have other tax implications. Please consult your tax advisor about the tax consequences of an investment in Shares, including the possible application of foreign, state, and local tax laws. This summary does not apply to Shares held in an IRA or other tax-qualified plans, which are generally not subject to current tax. Transactions relating to Shares held in such accounts may, however, be taxable at some time in the future. This summary is based on current tax laws, which may change.

Each Fund has elected or intends to elect and intends to qualify each year for treatment as a RIC. If a Fund meets certain minimum distribution requirements, a RIC is not subject to tax at the fund level on income and gains from investments that are timely distributed to shareholders. However, a Fund's failure to qualify as a RIC or to meet minimum distribution requirements would result (if certain relief provisions were not available) in fund-level taxation and, consequently, a reduction in income available for distribution to shareholders.

Unless your investment in Shares is made through a tax-exempt entity or tax-advantaged account, such as an IRA, you need to be aware of the possible tax consequences when a Fund makes distributions, when you sell your Shares listed on the Exchange, and when you purchase or redeem Creation Units (APs only).

Taxes on Distributions

Each Fund intends to distribute, at least annually, substantially all of its net investment income and net capital gains. For federal income tax purposes, distributions of investment income are generally taxable as ordinary income or qualified dividend income. Taxes on distributions of capital gains (if any) are determined by how long a Fund owned the investments that generated them, rather than how long a shareholder has owned his or her Shares. Sales of assets held by a Fund for more than one year generally result in long-term capital gains and losses, and sales of assets held by a Fund for one year or less generally result in short-term capital gains and losses. Distributions of a Fund's net capital gain (the excess of net long-term capital gains over net short-term capital losses) that are reported by such Fund as capital gain dividends ("Capital Gain Dividends") will be taxable as long-term capital gains, which for non-corporate shareholders are subject to tax at reduced rates of up to 20% (lower rates apply to individuals in lower tax brackets). Distributions of short-term capital gain will generally be taxable as ordinary income. Dividends and distributions are generally taxable to you whether you receive them in cash or reinvest them in additional Shares.

Distributions reported by a Fund as "qualified dividend income" are generally taxed to non-corporate shareholders at rates applicable to long-term capital gains, provided holding period and other requirements are met. "Qualified dividend income" generally is income derived from dividends paid by U.S. corporations or certain foreign corporations that are either incorporated in a U.S. possession or eligible for tax benefits under certain U.S. income tax treaties. In addition, dividends that a Fund received in respect of stock of certain foreign corporations may be qualified dividend income if that stock is readily tradable on an established U.S. securities market. Dividends received by a Fund from an ETF or underlying fund taxable as a RIC may be treated as qualified dividend income generally only to the extent so reported by such ETF or underlying fund. Corporate shareholders may be entitled to a dividends received deduction for the portion of dividends they receive from a Fund that are attributable to dividends received by the Fund from U.S. corporations, subject to certain limitations. Certain of a Fund's investment strategies may limit its ability to make distributions eligible for the reduced rates applicable to qualified dividend income.

Shortly after the close of each calendar year, you will be informed of the amount and character of any distributions received from a Fund.

U.S. individuals with income exceeding specified thresholds are subject to a 3.8% tax on all or a portion of their "net investment income," which includes interest, dividends, and certain capital gains (generally including capital gains distributions and capital gains realized on the sale of Shares). This 3.8% tax also applies to all or a portion of the undistributed net investment income of certain shareholders that are estates and trusts.

In general, your distributions are subject to federal income tax for the year in which they are paid. Certain distributions paid in January, however, may be treated as paid on December 31 of the prior year. Distributions are generally taxable even if they are paid from income or gains earned by a Fund before your investment (and thus were included in the Shares' NAV when you purchased your Shares).

You may wish to avoid investing in a Fund shortly before a dividend or other distribution, because such a distribution will generally be taxable even though it may economically represent a return of a portion of your investment.

If a Fund's distributions exceed its earnings and profits, all or a portion of the distributions made for a taxable year may be recharacterized as a return of capital to shareholders. A return of capital distribution will generally not be taxable, but will reduce each shareholder's cost basis in Shares and result in a higher capital gain or lower capital loss when the Shares are sold. After a shareholder's basis in Shares has been reduced to zero, distributions in excess of earnings and profits in respect of those Shares will be treated as gain from the sale of the Shares.

If you are neither a resident nor a citizen of the United States or if you are a foreign entity, distributions (other than Capital Gain Dividends) paid to you by a Fund will generally be subject to a U.S. withholding tax at the rate of 30%, unless a lower treaty rate applies. Gains from the sale or other disposition of Shares by non-U.S. shareholders generally are not subject to U.S. taxation, unless you are a nonresident alien individual who is physically present in the U.S. for 183 days or more per year. A Fund may, under certain circumstances, report all or a portion of a dividend as an "interest-related dividend" or a "short-term capital gain dividend," which would generally be exempt from this 30% U.S. withholding tax, provided certain other requirements are met. Different tax

consequences may result if you are a foreign shareholder engaged in a trade or business within the United States or if a tax treaty applies.

Each Fund (or a financial intermediary, such as a broker, through which a shareholder owns Shares) generally is required to withhold and remit to the U.S. Treasury a percentage (currently 24%) of the taxable distributions and sale proceeds paid to any shareholder who fails to properly furnish a correct taxpayer identification number, who has underreported dividend or interest income, or who fails to certify that the shareholder is not subject to such withholding.

Taxes When Shares are Sold on the Exchange

Provided that a shareholder holds Shares as capital assets, any capital gain or loss realized upon a sale of Shares generally is treated as a long-term capital gain or loss if Shares have been held for more than one year and as a short-term capital gain or loss if Shares have been held for one year or less. However, any capital loss on a sale of Shares held for six months or less is treated as long-term capital loss to the extent of Capital Gain Dividends paid with respect to such Shares. Any loss realized on a sale will be disallowed to the extent Shares of a Fund are acquired, including through reinvestment of dividends, within a 61-day period beginning 30 days before and ending 30 days after the disposition of Shares. The ability to deduct capital losses may be limited.

The cost basis of Shares of a Fund acquired by purchase will generally be based on the amount paid for the Shares and then may be subsequently adjusted for other applicable transactions as required by the Code. The difference between the selling price and the cost basis of Shares generally determines the amount of the capital gain or loss realized on the sale or exchange of Shares. Contact the broker through whom you purchased your Shares to obtain information with respect to the available cost basis reporting methods and elections for your account.

Taxes on Purchases and Redemptions of Creation Units

An AP having the U.S. dollar as its functional currency for U.S. federal income tax purposes who exchanges securities for Creation Units generally recognizes a gain or a loss. The gain or loss will be equal to the difference between the value of the Creation Units at the time of the exchange and the exchanging AP's aggregate basis in the securities delivered, plus the amount of any cash paid for the Creation Units. An AP who exchanges Creation Units for securities will generally recognize a gain or loss equal to the difference between the exchanging AP's basis in the Creation Units and the aggregate U.S. dollar market value of the securities received, plus any cash received for such Creation Units. The IRS may assert, however, that a loss that is realized upon an exchange of securities for Creation Units may not be currently deducted under the rules governing "wash sales" (for an AP who does not mark-to-market its holdings), or on the basis that there has been no significant change in economic position. APs exchanging securities should consult their own tax advisor with respect to whether the wash sales rule applies and when a loss might be deductible.

Each Fund may include a payment of cash in addition to, or in place of, the delivery of a basket of securities upon the redemption of Creation Units. Such Fund may sell portfolio securities to obtain the cash needed to distribute redemption proceeds. This may cause such Fund to recognize investment income and/or capital gains or losses that it might not have recognized if it had completely satisfied the redemption in-kind. As a result, such Fund may be less tax efficient if it includes such a cash payment in the proceeds paid upon the redemption of Creation Units.

Taxation of REIT Investments

Each Fund may invest in REITs. "Qualified REIT dividends" (*i.e.*, ordinary REIT dividends other than capital gain dividends and portions of REIT dividends designated as qualified dividend income eligible for capital gain tax rates) are eligible for a 20% deduction by non-corporate taxpayers. This deduction, if allowed in full, equates to a maximum effective tax rate of 29.6% (37% top rate applied to income after 20% deduction). Pursuant to proposed Treasury regulations on which a Fund may rely, distributions by a Fund to its shareholders that are attributable to qualified REIT dividends received by a Fund and which such Fund properly reports as "section 199A dividends," are treated as "qualified REIT dividends" in the hands of non-corporate shareholders. A section 199A dividend is treated as a qualified REIT dividend only if the shareholder receiving such dividend holds the dividend-paying RIC shares for at least 46 days of the 91-day period beginning 45 days before the shares become ex-dividend and is not under an obligation to make related payments with respect to a position in substantially similar or related property. Each Fund is permitted to report such part of its dividends as section 199A dividends as are eligible, but is not required to do so.

REITs in which a Fund invests often do not provide complete and final tax information to such Fund until after the time that such Fund issues a tax reporting statement. As a result, such Fund may at times find it necessary to reclassify the amount and character of its distributions to you after it issues your tax reporting statement. When such reclassification is necessary, such Fund (or a financial intermediary, such as a broker, through which a shareholder owns Shares) will send you a corrected, final Form 1099-DIV to reflect the reclassified information. If you receive a corrected Form 1099-DIV, use the information on this corrected form, and not the information on the previously issued tax reporting statement, in completing your tax returns.

Foreign Tax and Foreign Investments by a Fund

To the extent a Fund invests in foreign securities, it may be subject to foreign withholding taxes with respect to dividends or interest such Fund received from sources in foreign countries. If more than 50% of the total assets of a Fund consists of foreign securities, the Fund will be eligible to elect to treat some of those taxes as a distribution to shareholders, which would allow shareholders to offset some of their U.S. federal income tax. A Fund (or its administrative agent) will notify you if it makes such an election and provide you with the information necessary to reflect foreign taxes paid on your income tax return.

Interest and other income received by a Fund with respect to foreign securities may give rise to withholding and other taxes imposed by foreign countries. Tax conventions between certain countries and the United States may reduce or eliminate such taxes. If as of the close of a taxable year more than 50% of the value of a Fund's assets consists of certain foreign stock or securities, a Fund will be eligible to elect to "pass through" to investors the amount of foreign income and similar taxes (including withholding taxes) paid by a Fund during that taxable year. This means that investors would be considered to have received as additional income their respective Shares of such foreign taxes, but may be entitled to either a corresponding tax deduction in calculating taxable income, or, subject to certain limitations, a credit in calculating federal income tax. If a Fund does not so elect, a Fund will be entitled to claim a deduction for certain foreign taxes incurred by a Fund. A Fund (or a financial intermediary, such as a broker, through which a shareholder owns Shares) will notify you if it makes such an election and provide you with the information necessary to reflect foreign taxes paid on your income tax return.

The foregoing discussion summarizes some of the possible consequences under current federal tax law of an investment in the Fund. It is not a substitute for personal tax advice. You also may be subject to state and local tax on Fund distributions and sales of Shares. Consult your personal tax advisor about the potential tax consequences of an investment in Shares under all applicable tax laws. For more information, please see the section entitled "Federal Income Taxes" in the SAI.

DISTRIBUTION

The Distributor, Quasar Distributors, LLC, a wholly-owned subsidiary of Foreside Financial Group, LLC (d/b/a ACA Group), is a broker-dealer registered with the SEC. The Distributor distributes Creation Units for the Funds on an agency basis and does not maintain a secondary market in Shares. The Distributor has no role in determining the policies of the Funds or the securities that are purchased or sold by the Funds. The Distributor's principal address is 190 Middle Street, Suite 301, Portland, Maine 04101.

The Board has adopted a Distribution and Service Plan (the "Plan") pursuant to Rule 12b-1 under the 1940 Act. In accordance with the Plan, each Fund is authorized to pay an amount up to 0.25% of its average daily net assets each year for certain distribution-related activities and shareholder services.

No Rule 12b-1 fees are currently paid by the Funds, and there are no plans to impose these fees. However, in the event Rule 12b-1 fees are charged in the future, because the fees are paid out of Fund assets, over time these fees will increase the cost of your investment and may cost you more than certain other types of sales charges.

PREMIUM/DISCOUNT INFORMATION

Information regarding how often Shares traded on the Exchange at a price above (*i.e.*, at a premium) or below (*i.e.*, at a discount) the NAV per Share is available, free of charge, on the Funds' website at etf.bahl-gaynor.com.

ADDITIONAL NOTICES

Shares are not sponsored, endorsed, or promoted by the Exchange. The Exchange makes no representation or warranty, express or implied, to the owners of the shares of a Fund. The Exchange is not responsible for, nor has it participated in the determination of the timing, prices, or quantities of Shares to be issued, nor in the determination or calculation of the equation by which Shares are redeemable. The Exchange has no obligation or liability to owners of Shares in connection with the administration, marketing, or trading of Shares.

Without limiting any of the foregoing, in no event shall the Exchange have any liability for any lost profits or indirect, punitive, special, or consequential damages even if notified of the possibility thereof.

The Adviser and each Fund make no representation or warranty, express or implied, to the owners of Shares or any member of the public regarding the advisability of investing in securities generally or in a Fund particularly.

FINANCIAL HIGHLIGHTS

The financial highlights tables are intended to help you understand each Fund's financial performance for each Fund's five most recent fiscal years (or the life of the Fund, if shorter). Certain information reflects financial results for a single Share. The total returns in the tables represent the rate that an investor would have earned or lost on an investment in a Fund (assuming reinvestment of all dividends and distributions). This information has been audited by Cohen & Company, Ltd., the Funds' independent registered public accounting firm, whose report, along with the Funds' financial statements, is included in the Funds' Annual Financial Statements and Additional Information, which is available upon request and as part of the Funds' most recent Form N-CSR, which can be located on the SEC's website.

Bahl & Gaynor Dividend ETF

For a capital share outstanding throughout the period

	Year Ended December 31, 2025	Period Ended December 31, 2024^(a)
PER SHARE DATA:		
Net asset value, beginning of period	\$ 24.39	\$ 25.00
INVESTMENT OPERATIONS:		
Net investment income (loss) ^(b)	0.30	0.03
Net realized and unrealized gain (loss) on investments	3.00	(0.62)
Total from investment operations	3.30	(0.59)
LESS DISTRIBUTIONS FROM:		
Net investment income	(0.31)	(0.02)
Net realized gains	(0.00) ^(c)	—
Total distributions	(0.31)	(0.02)
Net asset value, end of period	\$ 27.38	\$ 24.39
 Total return ^(d)	 13.62%	 -2.34%
SUPPLEMENTAL DATA AND RATIOS:		
Net assets, end of period (in thousands)	\$ 712,751	\$ 658,365
Ratio of expenses to average net assets ^(e)	0.45%	0.45%
Ratio of net investment income (loss) to average net assets ^(e)	1.19%	1.90%
Portfolio turnover rate ^{(d)(f)}	32%	2%

^(a) Inception date of the Fund was December 11, 2024.

^(b) Net investment income per share has been calculated based on average shares outstanding during the periods.

^(c) Amount represents less than \$0.005 per share.

^(d) Not annualized for periods less than one year.

^(e) Annualized for periods less than one year.

^(f) Portfolio turnover rate excludes in-kind transactions.

Bahl & Gaynor Income Growth ETF

For a capital share outstanding throughout the period

	Year Ended December 31,		Period Ended
	2025	2024	December 31, 2023 ^(a)
PER SHARE DATA:			
Net asset value, beginning of period	\$ 29.35	\$ 25.65	\$ 25.02
INVESTMENT OPERATIONS:			
Net investment income (loss) ^(b)	0.63	0.60	0.20
Net realized and unrealized gain (loss) on investments	2.97	3.69	0.63
Total from investment operations	3.60	4.29	0.83
LESS DISTRIBUTIONS FROM:			
Net investment income	(0.61)	(0.59)	(0.20)
Total distributions	(0.61)	(0.59)	(0.20)
Net asset value, end of period	\$ 32.34	\$ 29.35	\$ 25.65
Total return ^(c)	12.39%	16.87%	3.36%
SUPPLEMENTAL DATA AND RATIOS:			
Net assets, end of period (in thousands)	\$ 393,580	\$ 166,132	\$ 114,133
Ratio of expenses to average net assets ^(d)	0.45%	0.45%	0.45%
Ratio of net investment income (loss) to average net assets ^(d)	2.04%	2.10%	2.82%
Portfolio turnover rate ^{(c)(e)}	28%	15%	4%

^(a) Inception date of the Fund was September 14, 2023.

^(b) Net investment income per share has been calculated based on average shares outstanding during the periods.

^(c) Not annualized for periods less than one year.

^(d) Annualized for periods less than one year.

^(e) Portfolio turnover rate excludes in-kind transactions.

Bahl & Gaynor Small Cap Dividend ETF

For a capital share outstanding throughout the period

	Year Ended December 31, 2025	Period Ended December 31, 2024 ^(a)
PER SHARE DATA:		
Net asset value, beginning of period	\$ 23.29	\$ 25.02
INVESTMENT OPERATIONS:		
Net investment income (loss) ^(b)	0.15	0.01
Net realized and unrealized gain (loss) on investments	0.58	(1.73)
Total from investment operations	0.73	(1.72)
LESS DISTRIBUTIONS FROM:		
Net investment income	(0.15)	(0.01)
Net realized gains	(0.00) ^(c)	—
Total distributions	(0.15)	(0.01)
Net asset value, end of period	\$ 23.87	\$ 23.29
Total return ^(d)	3.15%	-6.88%
SUPPLEMENTAL DATA AND RATIOS:		
Net assets, end of period (in thousands)	\$ 124,366	\$ 95,479
Ratio of expenses to average net assets ^(e)	0.70%	0.70%
Ratio of net investment income (loss) to average net assets ^(e)	0.63%	0.97%
Portfolio turnover rate ^{(d)(f)}	24%	1%

^(a) Inception date of the Fund was December 11, 2024.

^(b) Net investment income per share has been calculated based on average shares outstanding during the periods.

^(c) Amount represents less than \$0.005 per share.

^(d) Not annualized for periods less than one year.

^(e) Annualized for periods less than one year.

^(f) Portfolio turnover rate excludes in-kind transactions.

Bahl & Gaynor Small/Mid Cap Income Growth ETF

FINANCIAL HIGHLIGHTS

For a capital share outstanding throughout the year/period

	Year Ended December 31, 2025	Period Ended December 31, 2024 ^(a)	Year Ended October 31,			Period Ended October 31, 2021 ^(b)
			2024	2023	2022	
PER SHARE DATA:						
Net asset value, beginning of period	\$ 29.05	\$ 29.37	\$ 21.95	\$ 23.01	\$ 24.96	\$ 25.10
INVESTMENT OPERATIONS:						
Net investment income (loss) ^(c)	0.53	0.12	0.51	0.49	0.48	0.08
Net realized and unrealized gain (loss) on investments	(0.27)	(0.33)	7.41	(1.08)	(2.01)	(0.15)
Total from investment operations	0.26	(0.21)	7.92	(0.59)	(1.53)	(0.07)
LESS DISTRIBUTIONS FROM:						
Net investment income	(0.53)	(0.11)	(0.50)	(0.47)	(0.42)	(0.07)
Total distributions	(0.53)	(0.11)	(0.50)	(0.47)	(0.42)	(0.07)
Net asset value, end of period	\$ 28.78	\$ 29.05	\$ 29.37	\$ 21.95	\$ 23.01	\$ 24.96
Total return ^(d)	0.89%	-0.74%	36.37% ^(e)	-2.60%	-6.16%	-0.27%
SUPPLEMENTAL DATA AND RATIOS:						
Net assets, end of period (in thousands)	\$ 1,132,202	\$ 743,054	\$ 662,670	\$ 307,786	\$ 141,490	\$ 6,740
Ratio of expenses to average net assets ^(f)	0.60%	0.60%	0.60%	0.60%	0.60%	0.60%
Ratio of net investment income (loss) to average net assets ^(f)	1.85%	2.28%	1.91%	2.10%	2.08%	1.70%
Portfolio turnover rate ^{(d)(g)}	17%	4%	16%	19%	31%	5%

^(a) The Fund changed its fiscal year end from October 31st to December 31st. The current period represents activity from November 1, 2024 through December 31, 2024.

^(b) Inception date of the Fund was August 25, 2021.

^(c) Net investment income per share has been calculated based on average shares outstanding during the periods.

^(d) Not annualized for periods less than one year.

^(e) The Fund had trade errors during the year resulting in a loss to the Fund of \$18,156, which was subsequently reimbursed to the Fund by the Adviser. The total return for the year would have been 36.36% before the reimbursement.

^(f) Annualized for periods less than one year.

^(g) Portfolio turnover rate excludes in-kind transactions.

Bahl & Gaynor Dividend ETF
Bahl & Gaynor Income Growth ETF
Bahl & Gaynor Small Cap Dividend ETF
Bahl & Gaynor Small/Mid Cap Income Growth ETF

Adviser	Bahl & Gaynor, Inc. 255 East Fifth Street, Suite 2700 Cincinnati, Ohio 45202	Administrator, Fund Accountant, and Transfer Agent	U.S. Bancorp Fund Services, LLC d/b/a U.S. Bank Global Fund Services 615 East Michigan Street Milwaukee, Wisconsin 53202
Custodian	U.S. Bank National Association 1555 N. Rivercenter Dr., Suite 302 Milwaukee, Wisconsin 53212	Distributor	Quasar Distributors, LLC 190 Middle Street, Suite 301 Portland, Maine 04101
Independent Registered Public Accounting Firm	Cohen & Company, Ltd. 1835 Market St., Suite 310 Philadelphia, Pennsylvania 19103	Legal Counsel	Morgan, Lewis & Bockius LLP 1111 Pennsylvania Avenue, NW Washington, DC 20004-2541

Investors may find more information about the Funds in the following documents:

Statement of Additional Information: The Funds' SAI provides additional details about the investments of the Funds and certain other additional information. A current SAI dated April 30, 2026, as supplemented from time to time is on file with the SEC and is herein incorporated by reference into this Prospectus. It is legally considered a part of this Prospectus.

Annual/Semi-Annual Reports: Additional information about the Funds' investments is available in the Funds' [annual](#) and [semi-annual](#) reports to shareholders and in Form N-CSR. In the annual report, you will find a discussion of the market conditions and investment strategies that significantly affected the Funds' performance. In Form N-CSR, you will find the Funds' annual and semi-annual financial statements.

You can obtain free copies of these documents, request other information or make general inquiries about the Funds by calling 1-800-617-0004.

Shareholder reports and other information about the Funds are also available

- Free of charge from the SEC's EDGAR database on the SEC's website at <http://www.sec.gov>; or
- Free of charge from the Funds' Internet web site at etf.bahl-gaynor.com; or
- For a fee, by e-mail request to publicinfo@sec.gov.

(SEC Investment Company Act File No. 811-22668)